














# McQuaid Invitational

## Rochester

### Race 105 - Girls Jr High Merge - 1.6 Mile

10/2/2021














### Team Results

Place	Team	Score	Team Time	Runner Avg	Avg Mile	5 Man Gap	Finish Order	Scoring Order
1	 St. Jude-PA	101	51:49	10:22	6:29	1:51	3-4-13-53-70	2-3-6-38-52
2	 General McLane	120	52:53	10:35	6:37	2:19	1-15-23-31-97-150-170	1-8-15-21-75-116-134
3	 Maple Grove	261	56:49	11:22	7:07	0:28	48-63-79-81-83	34-46-59-60-62
4	 Penfield	263	56:08	11:14	7:01	1:57	11-27-66-77-169-197-272	5-19-49-57-133-154-204
5	 Oil City-PA	278	56:44	11:21	7:06	0:55	43-51-54-95-128-277-280	30-36-39-73-100-206-207
6	 Victor Central	298	57:06	11:26	7:09	0:59	41-61-74-88-133-153-247	28-44-55-66-105-119-191
7	 Ithaca	302	56:08	11:14	7:01	2:06	7-32-107-121-130-171-172	4-22-81-93-102-135-136
8	 Pittsford Sutherland	355	57:44	11:33	7:13	1:22	47-59-76-111-176-180-239	33-43-56-84-139-142-187
9	 Honeoye Falls-Lima	373	57:51	11:35	7:14	1:39	22-86-104-109-166-583	14-65-80-83-131-336
10	 Blue Ridge	399	58:01	11:37	7:16	2:16	16-38-50-206-213-509-555	9-26-35-162-167-306-325
11	 Clymer-Sherman-Panam a	416	58:16	11:40	7:17	2:00	14-44-122-179-181-225-229	7-31-94-141-143-177-181
12	 Red Creek	428	58:49	11:46	7:22	0:52	69-89-94-152-154-195-204	51-67-72-118-120-152-161
13	 Webster Thomas	434	58:50	11:46	7:22	1:02	52-117-126-127-145-248-317	37-89-98-99-111-192-224
14	Iroquois	501	59:34	11:55	7:27	2:31	24-84-132-156-259-451-542	16-63-104-122-196-288-319
15	Smethport Area-PA	537	1:00:02	12:01	7:31	1:37	42-112-163-178-198-249	29-85-128-140-155-193
16	Hilton	574	1:00:54	12:11	7:37	3:41	29-36-174-175-379-427-476	20-25-137-138-254-277-294
17	Churchville-Chili	613	1:01:23	12:17	7:41	3:18	25-98-125-255-326-445-450	17-76-97-195-228-285-287
18	Weedsport	621	1:01:28	12:18	7:41	2:54	56-57-196-199-327-335-337	41-42-153-156-229-232-234
19	Rush-Henrietta	625	1:01:54	12:23	7:45	3:01	72-93-114-214-362-373-392	53-71-87-168-246-249-261
20	Pittsford Mendon	627	1:01:14	12:15	7:40	2:19	55-100-182-200-282-290-299	40-78-144-157-208-210-216
21	Clarence	629	1:01:42	12:21	7:43	3:49	19-113-129-232-366-374-491	12-86-101-183-247-250-299

# Race 105 - Girls Jr High Merge - 1.6 Mile

10/2/2021

## Team Results

Place	Team	Score	Team Time	Runner Avg	Avg Mile	5 Man Gap	Finish Order	Scoring Order
22	 Fairport	630	1:02:09	12:26	7:47	3:19	78-90-123-186-393-440-472	58-68-95-147-262-283-292
23	 Corning	638	1:01:30	12:18	7:42	1:03	120-140-149-192-221-240-407	92-108-115-149-174-188-269
24	North East-PA	656	1:01:34	12:19	7:42	1:01	124-134-158-201-219-220-332	96-106-124-158-172-173-231
25	Troy - PA	670	1:01:50	12:22	7:44	1:28	96-119-165-235-243-367	74-91-130-185-190-248
26	Eisenhower	690	1:03:01	12:37	7:53	2:45	73-92-144-316-336-448	54-70-110-223-233-286
27	Brighton	706	1:04:15	12:51	8:02	4:42	20-62-118-429-432	13-45-90-278-280
28	 Voorheesville	723	1:03:00	12:36	7:53	2:38	68-99-216-269-320-349	50-77-169-201-226-242
29	Mercy	746	1:03:28	12:42	7:56	3:13	65-91-234-242-381-383-411	48-69-184-189-256-258-271
30	Lake Shore HS-NY	751	1:03:23	12:41	7:56	3:26	45-167-185-238-380	32-132-146-186-255
31	 Lancaster	752	1:03:21	12:41	7:56	3:26	34-164-191-284-350-352-493	23-129-148-209-243-244-301
32	 East Aurora	756	1:04:12	12:51	8:02	4:20	18-82-212-375-405-412-582	11-61-166-251-267-272-335
33	Vernon-Verona-Sherri	781	1:05:37	13:08	8:13	5:58	17-116-160-382-492-510-561	10-88-126-257-300-307-327
34	Oneida	802	1:03:47	12:46	7:59	1:40	131-151-208-275-296-324-394	103-117-163-205-214-227-263
35	 Geneva	825	1:04:36	12:56	8:05	2:15	85-161-262-304-306-552	64-127-197-218-219-324
36	 Irondequoit	829	1:05:58	13:12	8:15	4:03	64-138-155-419-433-478	47-107-121-273-281-295
37	 Canandaigua	834	1:05:05	13:01	8:09	3:20	35-147-310-343-345-348-385	24-113-220-238-239-241-259
38	Spencerport	867	1:05:41	13:09	8:13	3:30	146-148-217-230-452-456-528	112-114-170-182-289-290-313
39	 Dryden	872	1:05:06	13:02	8:09	2:26	157-159-210-268-390	123-125-164-200-260
40	 Athens Area	937	1:09:17	13:52	8:40	7:24	40-202-293-301-547	27-159-212-217-322
41	 Union Endicott	948	1:06:15	13:15	8:17	1:47	142-267-271-298-314-400-424	109-199-203-215-222-264-275
42	Elmira	972	1:09:46	13:58	8:44	5:57	26-203-253-490-499-541-578	18-160-194-298-302-318-334
43	 Batavia	1054	1:13:12	14:39	9:09	8:18	103-224-226-457-571-574-576	79-176-178-291-330-332-333
44	 Arkport-Canaseraga	1063	1:09:36	13:56	8:42	4:10	194-218-270-339-501-537-560	151-171-202-236-303-316-326
45	Oakfield-Alabama	1084	1:08:56	13:48	8:37	2:18	193-292-295-359-402-435	150-211-213-245-265-282
46	Otto Eldred-PA	1087	1:13:47	14:46	9:14	7:35	108-183-338-484-563	82-145-235-297-328
47	Albion	1131	1:09:54	13:59	8:45	2:31	211-263-347-377-425	165-198-240-252-276

# Race 105 - Girls Jr High Merge - 1.6 Mile

10/2/2021

## Team Results

Place	Team	Score	Team Time	Runner Avg	Avg Mile	5 Man Gap	Finish Order	Scoring Order
48	Fredonia Central	1252	1:15:28	15:06	9:26	4:19	222-227-441-505-515-521-573	175-179-284-305-309-311-331
49	 Bath-Haverling	1297	1:15:05	15:01	9:24	4:00	228-403-406-430-504-568	180-266-268-279-304-329
50	Bloomfield-Naples	1299	1:14:16	14:52	9:17	2:07	319-341-410-421-473-511-517	225-237-270-274-293-308-310
51	 Avon Central	1398	1:21:23	16:17	10:11	4:24	313-328-527-534-544	221-230-312-315-320
52	 Greece Olympia	1501	1:24:24	16:53	10:33	3:49	378-479-532-538-545-548	253-296-314-317-321-323
DNP	Northeast Bradford		43:59	11:00	6:53		6-49-80-102	4 Runners
DNP	Rocky Grove-PA		46:07	11:32	7:13		37-58-135-143	4 Runners
DNP	Bradford-PA		51:48	12:57	8:06		75-237-291-309	4 Runners
DNP	LaFayette		52:49	13:13	8:16		162-257-289-311	4 Runners
DNP	 Hammondsport		54:42	13:41	8:33		28-356-361-434	4 Runners
DNP	Notre Dame - Elmira		55:38	13:55	8:42		71-233-417-477	4 Runners
DNP	Candor		56:02	14:01	8:46		265-330-358-365	4 Runners
DNP	 Marathon		56:20	14:05	8:49		115-322-357-486	4 Runners
DNP	Geneseo		58:19	14:35	9:07		273-376-388-468	4 Runners
DNP	 Hamburg		58:38	14:40	9:10		33-318-442-549	4 Runners
DNP	Wheatland-Chili		59:49	14:58	9:21		187-398-464-495	4 Runners
DNP	 Webster Schroeder		1:02:21	15:36	9:45		190-252-516-564	4 Runners
DNP	 Gates Chili		1:04:27	16:07	10:05		470-475-480-482	4 Runners
DNP	Northwestern-PA		31:17	10:26	6:32		8-9-67	3 Runners
DNP	Oswayo Valley-PA		38:24	12:48	8:00		110-246-294	3 Runners
DNP	 Waverly		39:00	13:00	8:08		39-256-401	3 Runners
DNP	Brockport		41:36	13:52	8:40		288-331-333	3 Runners
DNP	Frewsburg Central		42:25	14:09	8:51		168-245-507	3 Runners
DNP	Mansfield HS-PA		42:52	14:18	8:56		315-369-386	3 Runners
DNP	 Alden		43:42	14:34	9:07		278-415-418	3 Runners
DNP	 Sweet Home		44:38	14:53	9:18		371-372-459	3 Runners

# Race 105 - Girls Jr High Merge - 1.6 Mile

10/2/2021

## Team Results

Place	Team	Score	Team Time	Runner Avg	Avg Mile	5 Man Gap	Finish Order	Scoring Order
DNP	 Bishop Kearney		46:00	15:20	9:35		281-368-543	3 Runners
DNP	 Hornell		49:53	16:38	10:24		420-518-523	3 Runners
DNP	Montrose-PA		20:30	10:15	6:25		5-30	2 Runners
DNP	Southwestern-NY		21:06	10:33	6:36		2-106	2 Runners
DNP	Notre Dame-Easton-PA		21:27	10:44	6:42		12-46	2 Runners
DNP	 Notre Dame-Batavia		24:08	12:04	7:33		139-141	2 Runners
DNP	 Groton		25:07	12:34	7:51		105-283	2 Runners
DNP	Thomas Edison		25:30	12:45	7:58		173-251	2 Runners
DNP	Auburn		25:46	12:53	8:04		137-303	2 Runners
DNP	North Rose-Wolcott		26:22	13:11	8:15		250-261	2 Runners
DNP	 Allegany-Limestone		26:29	13:15	8:17		207-305	2 Runners
DNP	Jasper-Troupsburg		26:34	13:17	8:18		241-287	2 Runners
DNP	 Honeoye Central		26:37	13:19	8:19		101-408	2 Runners
DNP	 Cato-Meridian		28:11	14:06	8:49		177-461	2 Runners
DNP	Jordan Elbridge		28:18	14:09	8:51		188-458	2 Runners
DNP	Northstar Christian		28:21	14:11	8:52		307-384	2 Runners
DNP	Eden		28:40	14:20	8:58		279-428	2 Runners
DNP	Niagara Falls		28:57	14:29	9:03		286-446	2 Runners
DNP	 Williamson Central		29:11	14:36	9:07		209-489	2 Runners
DNP	 Byron-Bergen		29:18	14:39	9:10		184-503	2 Runners
DNP	Faith Heritage		29:50	14:55	9:20		297-481	2 Runners
DNP	Holley Central		29:53	14:57	9:21		389-426	2 Runners
DNP	Alexander Central		30:03	15:02	9:24		236-506	2 Runners
DNP	School Of The Arts		30:50	15:25	9:38		254-533	2 Runners
DNP	Cowanesque Valley		31:43	15:52	9:55		413-497	2 Runners
DNP	 Salamanca		34:13	17:07	10:42		465-546	2 Runners

# Race 105 - Girls Jr High Merge - 1.6 Mile

10/2/2021

## Team Results

Place	Team	Score	Team Time	Runner Avg	Avg Mile	5 Man Gap	Finish Order	Scoring Order
DNP	Olean		35:06	17:33	10:59		312-577	2 Runners
DNP	 Lansing		10:16	10:16	6:25		10	1 Runner
DNP	 Hamilton		10:36	10:36	6:38		21	1 Runner
DNP	Coudersport		11:13	11:13	7:01		60	1 Runner
DNP	 Aquinas Institute		11:34	11:34	7:14		87	1 Runner
DNP	Binghamton		12:00	12:00	7:30		136	1 Runner
DNP	East Palmyra Christian		12:42	12:42	7:56		205	1 Runner
DNP	 Waterloo		13:48	13:48	8:38		308	1 Runner
DNP	Sodus/Marion		13:58	13:58	8:44		323	1 Runner
DNP	Barker HS		14:10	14:10	8:51		344	1 Runner
DNP	 Newark		14:49	14:49	9:16		397	1 Runner
DNP	 Falconer		14:51	14:51	9:17		399	1 Runner
DNP	 Marcus Whitman		14:54	14:54	9:19		404	1 Runner
DNP	 Addison		15:18	15:18	9:34		431	1 Runner
DNP	 Kendall		15:22	15:22	9:36		438	1 Runner
DNP	 Pavilion		15:49	15:49	9:53		463	1 Runner
DNP	 Livonia		16:25	16:25	10:16		487	1 Runner
DNP	Cuba-Rushford-Hinsdale		16:45	16:45	10:28		502	1 Runner
DNP	Avoca-Prattsburgh		17:27	17:27	10:55		524	1 Runner

# Race 105 - Girls Jr High Merge - 1.6 Mile

10/2/2021 -

## Individual Results

Place	Name	Grade	Team	Time	Points
1	Makayla Stutts	8	General McLane	9:18.8	1
2	Emma Lewis	7	Southwestern-NY	9:25.1	
3	Anne-Catherine Brown	8	St. Jude-PA	9:28.2	2
4	Hayden Palmer	8	St. Jude-PA	9:28.4	3
5	Avery Kerr	8	Montrose-PA	9:41.9	
6	Anaiah Kolesar	8	Northeast Bradford	9:47.9	
7	Tsadia Bercuvitz	7	Ithaca	9:50.1	4
8	Addison Pettis	8	Northwestern-PA	9:52.9	
9	Delaney Pettis	8	Northwestern-PA	10:06.5	
10	Evelyn Jackson	7	Lansing	10:15.3	
11	Meera Renjen	8	Penfield	10:22.2	5
12	Ella Schweitzer	8	Notre Dame-Easton-PA	10:23.9	
13	Fina Bannister	8	St. Jude-PA	10:27.6	6
14	Caitlyn Kriner	7	Clymer-Sherman-Pa nama	10:28.4	7
15	Gionna Iaquina	7	General McLane	10:28.8	8
16	Emily Gorham	8	Blue Ridge	10:31.0	9
17	Kasadee Leonardo	8	Vernon-Verona-Sheriri	10:32.6	10
18	Lily Wangelin	7	East Aurora	10:34.6	11
19	Emily Priset	8	Clarence	10:35.0	12
20	Anne Nutter	8	Brighton	10:35.3	13
21	June Loranty	9	Hamilton	10:35.5	
22	Irene Sesnie	7	Honeoye Falls-Lima	10:38.4	14
23	Ella Wiczorek	8	General McLane	10:39.7	15
24	Ava Spanitz	8	Iroquois	10:41.0	16
25	Hannah Khuns	7	Churchville-Chili	10:41.1	17
26	Ella Devlin	7	Elmira	10:45.0	18
27	Leah Grahovska	8	Penfield	10:45.3	19
28	Emmy O'Neill	7	Hammondsport	10:46.4	
29	Miranda Fioravanti	8	Hilton	10:47.1	20
30	Addison Stephens	8	Montrose-PA	10:47.4	
31	Remyngton Surovieg	7	General McLane	10:47.9	21
32	Pelin Akdemir	8	Ithaca	10:48.5	22
33	Madison Ferro	7	Hamburg	10:49.6	
34	Victoria Mineo	8	Lancaster	10:49.6	23
35	Sarah VonRhedey	8	Canandaigua	10:49.8	24
36	Arlie Sears	7	Hilton	10:51.0	25

Place	Name	Grade	Team	Time	Points
37	Isabel Griffin	8	Rocky Grove-PA	10:54.1	
38	Sarah Gorham	8	Blue Ridge	10:57.3	26
39	Lauren Gorsline	7	Waverly	10:57.4	
40	Addison Bruns	8	Athens Area	10:58.6	27
41	Maggie Christenson	8	Victor Central	10:58.7	28
42	sienna Iathrop	7	Smethport Area-PA	10:59.7	29
43	corabel Shiley	7	Oil City-PA	11:01.0	30
44	Kiersten Olson	8	Clymer-Sherman-Pa nama	11:01.1	31
45	Addison Jimerson	7	Lake Shore HS-NY	11:02.5	32
46	Olivia Rieland	7	Notre Dame-Easton-PA	11:02.5	
47	Addison Finkbeiner	7	Pittsford Sutherland	11:02.6	33
48	Lily Bohall	8	Maple Grove	11:03.1	34
49	Kara Dughi	7	Northeast Bradford	11:03.6	
50	Delaney Tench	8	Blue Ridge	11:03.8	35
51	Sophia Garmong	8	Oil City-PA	11:04.9	36
52	Malia Shenoy	7	Webster Thomas	11:05.0	37
53	Halaina Palmer	7	St. Jude-PA	11:05.4	38
54	Payton Liederbach	8	Oil City-PA	11:05.5	39
55	Jiahn Han	7	Pittsford Mendon	11:05.9	40
56	Lilly Kime	8	Weedsport	11:06.7	41
57	Zoyee Newton	8	Weedsport	11:09.1	42
58	Kaidlynn Burger	8	Rocky Grove-PA	11:09.9	
59	Mallory Howe	7	Pittsford Sutherland	11:10.2	43
60	Caroline Gleason	7	Coudersport	11:12.7	
61	Sophia LaPenna	8	Victor Central	11:13.7	44
62	Lucia Samper	8	Brighton	11:14.8	45
63	Gracie Chimera	8	Maple Grove	11:15.7	46
64	Aaralynn Arnold	7	Irondequoit	11:15.8	47
65	Hailey Wardell	8	Mercy	11:16.8	48
66	Haileigh Burger	8	Penfield	11:17.2	49
67	Myra Asmondoy	8	Northwestern-PA	11:17.6	
68	Marlie Grant	8	Voorheesville	11:17.7	50
69	Megan Perkins	8	Red Creek	11:18.6	51
70	Kayley McCall	8	St. Jude-PA	11:18.7	52
71	Claire Devlin	8	Notre Dame - Elmira	11:20.2	
72	Alexus Luc	8	Rush-Henrietta	11:20.4	53
73	Kierra Wismar	8	Eisenhower	11:20.6	54
74	Kelsey Shaffer	7	Victor Central	11:21.8	55

# Race 105 - Girls Jr High Merge - 1.6 Mile

10/2/2021 -

## Individual Results

Place	Name	Grade	Team	Time	Points
75	Kendyl Cruz	8	Bradford-PA	11:22.4	
76	Calia Reder	8	Pittsford Sutherland	11:23.3	56
77	Julia Tellier	7	Penfield	11:23.8	57
78	Helena Dixon	8	Fairport	11:25.0	58
79	Alexandria Halstrom	8	Maple Grove	11:28.1	59
80	Katrina Russell	7	Northeast Bradford	11:28.7	
81	Mae Benedetto	8	Maple Grove	11:30.6	60
82	Ava Improta	8	East Aurora	11:30.6	61
83	Ellie Brunenavs	7	Maple Grove	11:31.0	62
84	Olivia Spanitz	8	Iroquois	11:32.8	63
85	Madeline Askin	8	Geneva	11:33.0	64
86	Anna Nikodem	8	Honeoye Falls-Lima	11:33.0	65
87	Meaghan Wiefert	8	Aquinas Institute	11:33.7	
88	Talia Bailey	7	Victor Central	11:34.1	66
89	Lilliana Holmes	8	Red Creek	11:34.4	67
90	Mattéa Keller	8	Fairport	11:35.2	68
91	Anna Spagnola	8	Mercy	11:35.4	69
92	Isabelle Grosch	7	Eisenhower	11:36.0	70
93	Isabella Artessa	8	Rush-Henrietta	11:36.3	71
94	Madison Leszczynski	8	Red Creek	11:36.6	72
95	Addison Wyant	7	Oil City-PA	11:36.8	73
96	Sheridan Wilcox	7	Troy - PA	11:37.3	74
97	Katelyn Eastman	7	General McLane	11:37.4	75
98	Georgia Fitzgerald	8	Churchville-Chili	11:37.6	76
99	Saydie Munro	8	Voorheesville	11:37.6	77
100	Allison Falzoi	7	Pittsford Mendon	11:38.2	78
101	Iris Jerome	7	Honeoye Central	11:38.3	
102	Ava Hughes	8	Northeast Bradford	11:38.7	
103	Mallory Boyce	7	Batavia	11:39.2	79
104	Brooke Gruschow	7	Honeoye Falls-Lima	11:40.3	80
105	Shelby Albrecht	7	Groton	11:40.4	
106	Taylor Long	7	Southwestern-NY	11:40.7	
107	Skyla Lee-Byrnes	8	Ithaca	11:41.1	81
108	Julia Rosenswie	8	Otto Eldred-PA	11:41.1	82
109	Emily Fay	7	Honeoye Falls-Lima	11:42.0	83
110	Ella Bee	7	Oswayo Valley-PA	11:42.5	
111	Alejandra Ochoa	8	Pittsford Sutherland	11:44.0	84
112	isabella stiles	7	Smethport Area-PA	11:45.9	85
113	Megean Garrant	7	Clarence	11:47.2	86

Place	Name	Grade	Team	Time	Points
114	Emma DeWald	7	Rush-Henrietta	11:48.2	87
115	Abigal Trabucco	8	Marathon	11:48.7	
116	Ananya Bismarck	7	Vernon-Verona-Sherri	11:49.4	88
117	Brooke Sharp	7	Webster Thomas	11:49.7	89
118	Eleanor Schnittman	8	Brighton	11:50.3	90
119	Lilly Robbins	8	Troy - PA	11:50.7	91
120	Hadley Murray	8	Corning	11:50.8	92
121	Maren Golden	7	Ithaca	11:52.0	93
122	Grace Cooke	7	Clymer-Sherman-Pa nama	11:52.0	94
123	Megan Denis	7	Fairport	11:52.1	95
124	Kensey Strong	7	North East-PA	11:52.5	96
125	McKenzie Elliot	8	Churchville-Chili	11:53.3	97
126	Grace Jackson	7	Webster Thomas	11:53.7	98
127	AnnaChristie Colon	7	Webster Thomas	11:55.0	99
128	madyson Kissell	8	Oil City-PA	11:55.2	100
129	Leila Hu	7	Clarence	11:55.5	101
130	Emma Bakos	8	Ithaca	11:56.1	102
131	Josie Capotosto	8	Oneida	11:57.0	103
132	Kaleigha Kosek	7	Iroquois	11:57.0	104
133	Claire Christenson	8	Victor Central	11:57.2	105
134	Sydney Wittman	8	North East-PA	11:57.6	106
135	Lucy Haubrich	8	Rocky Grove-PA	11:57.8	
136	Eva Dinunzio-Welch	8	Binghamton	12:00.0	
137	Vienna Ritter-Yelle	8	Auburn	12:00.5	
138	Kira LaVeck	7	Irondequoit	12:01.4	107
139	Emery Blum	8	Notre Dame-Batavia	12:02.6	
140	Lorelei Strong	8	Corning	12:02.7	108
141	Lindsay Betters	8	Notre Dame-Batavia	12:04.7	
142	Sasha Pavlovich	7	Union Endicott	12:05.0	109
143	Elizabeth Coyer	8	Rocky Grove-PA	12:05.0	
144	Bryn Lindell	7	Eisenhower	12:06.1	110
145	Lillian Nielsen	8	Webster Thomas	12:06.4	111
146	Lily Macomber	7	Spencerport	12:06.5	112
147	Joselyn Lamb	7	Canandaigua	12:06.9	113
148	Baleno Morrison	8	Spencerport	12:07.7	114
149	Elsa Wood	9	Corning	12:08.0	115
150	Sarah Snell	7	General McLane	12:08.2	116
151	Mackenzie Gormley	8	Oneida	12:08.3	117



# Race 105 - Girls Jr High Merge - 1.6 Mile

10/2/2021 -

## Individual Results

Place	Name	Grade	Team	Time	Points
152	Delilah Gould	7	Red Creek	12:09.1	118
153	Sophia Selvaggio	7	Victor Central	12:09.4	119
154	Ava Huntington	7	Red Creek	12:09.8	120
155	Mariana Borkhuis	8	Irondequoit	12:10.7	121
156	Brooke Vetter	8	Iroquois	12:11.1	122
157	Clare Fitzgerald	8	Dryden	12:12.0	123
158	Mariah Rodemoyer	8	North East-PA	12:12.2	124
159	Jade Brockner	8	Dryden	12:12.5	125
160	Ella Burton	8	Vernon-Verona-Sher ri	12:14.0	126
161	Madeleine Boisselle	7	Geneva	12:14.2	127
162	Kaci Armstrong	7	LaFayette	12:14.2	
163	maddy mckean	7	Smethport Area-PA	12:15.1	128
164	Grace Kosmoski	8	Lancaster	12:15.8	129
165	Amber White	8	Troy - PA	12:16.1	130
166	Chelsie Wells	7	Honeoye Falls-Lima	12:16.7	131
167	Angelina DeJoy	8	Lake Shore HS-NY	12:17.8	132
168	Olivia Nelson	9	Frewsburg Central	12:17.8	
169	Jenna Collison	7	Penfield	12:19.1	133
170	Madison Hadlock	7	General McLane	12:19.3	134
171	Emery McCartney	8	Ithaca	12:20.1	135
172	Taylor Kerber	8	Ithaca	12:20.3	136
173	Hannah Lasko	8	Thomas Edison	12:20.9	
174	Paige Dean	8	Hilton	12:23.3	137
175	Margaret Scalzo	7	Hilton	12:23.7	138
176	Katie Sarr	8	Pittsford Sutherland	12:23.7	139
177	Grace Bos	7	Cato-Meridian	12:23.8	
178	julie davis	7	Smethport Area-PA	12:24.8	140
179	Adelie Jackson	8	Clymer-Sherman-Pa nama	12:26.0	141
180	Mackenzie Frankel	7	Pittsford Sutherland	12:27.8	142
181	Maddison Emory	7	Clymer-Sherman-Pa nama	12:27.8	143
182	Elizabeth Elner	7	Pittsford Mendon	12:28.4	144
183	Makenna Irons	7	Otto Eldred-PA	12:29.4	145
184	Estelle Dumuhosky	8	Byron-Bergen	12:31.1	
185	Claire Smaldino	8	Lake Shore HS-NY	12:32.0	146
186	Josephine Roets	7	Fairport	12:32.3	147
187	Kaitlyn Miles	8	Wheatland-Chili	12:32.4	
188	Abby Bates	7	Jordan Elbridge	12:33.0	

Place	Name	Grade	Team	Time	Points
189	Runa Caldwell	7	General McLane	12:33.8	
190	Sarah Hellems	8	Webster Schroeder	12:33.9	
191	Olivia Sweet	8	Lancaster	12:33.9	148
192	Kendall Clowe	7	Corning	12:34.3	149
193	Ada Foster	7	Oakfield-Alabama	12:34.3	150
194	Grace Groves	8	Arkport-Canaseraga	12:34.3	151
195	Madelyn Warrick	7	Red Creek	12:34.6	152
196	Anna Kershner	8	Weedspport	12:34.9	153
197	Maya Herman	8	Penfield	12:35.1	154
198	joleen weimer	8	Smethport Area-PA	12:35.9	155
199	Callahan Bacon	8	Weedspport	12:36.6	156
200	Emily Martin	8	Pittsford Mendon	12:36.8	157
201	Paige VanTassell	8	North East-PA	12:38.1	158
202	Olivia Cheresnowski	8	Athens Area	12:39.9	159
203	Taylor Degnan	7	Elmira	12:40.3	160
204	Bennett Weaver	7	Red Creek	12:40.5	161
205	Ella Morgan	7	East Palmyra Christian	12:41.2	
206	Addison Welch	8	Blue Ridge	12:42.0	162
207	Anna Young	8	Allegany-Limestone	12:42.4	
208	Renee Haag	8	Oneida	12:43.0	163
209	Ruth Gasparri	7	Williamson Central	12:43.1	
210	Rebecca Greene	7	Dryden	12:44.0	164
211	Grace Nesbitt	7	Albion	12:44.7	165
212	Kate Maloney	7	East Aurora	12:44.7	166
213	Rhaya Marvin	8	Blue Ridge	12:46.3	167
214	Annabel Nudds	7	Rush-Henrietta	12:47.2	168
215	Dyllan Augustine	8	Ithaca	12:47.6	
216	Cailyn Deeb	7	Voorheesville	12:50.1	169
217	Baylie Hildermann	7	Spencerport	12:51.5	170
218	Zoey Covell	7	Arkport-Canaseraga	12:51.6	171
219	Ava Tupper	8	North East-PA	12:53.2	172
220	Morgan Fox	7	North East-PA	12:53.5	173
221	Skylar Dimmick	8	Corning	12:53.6	174
222	Brooke Luce	8	Fredonia Central	12:54.5	175
223	Lucia Cerra	7	Ithaca	12:55.5	
224	Madelyne Rapone	7	Batavia	12:55.7	176
225	Abby Malecki	8	Clymer-Sherman-Pa nama	12:56.2	177
226	Meg Gahagan	7	Batavia	12:57.5	178



# Race 105 - Girls Jr High Merge - 1.6 Mile

10/2/2021 -

## Individual Results

Place	Name	Grade	Team	Time	Points
227	Rosemary Gugino	7	Fredonia Central	12:57.9	179
228	Alexa Wolfe	8	Bath-Haverling	12:58.3	180
229	Adriene Eshelman	7	Clymer-Sherman-Pa nama	12:58.3	181
230	Megan Collins	8	Spencerport	12:59.2	182
231	Annie Becker	7	Clymer-Sherman-Pa nama	12:59.5	
232	Kimberly Keiper	7	Clarence	12:59.9	183
233	Caitlin Keenan	7	Notre Dame - Elmira	13:00.0	
234	Stephanie Walsh	7	Mercy	13:00.9	184
235	Katie Graham	8	Troy - PA	13:01.1	185
236	Gavriel Burkhardt	7	Alexander Central	13:01.7	
237	Jackie Sipko	7	Bradford-PA	13:01.8	
238	Aubrey LeRoy	7	Lake Shore HS-NY	13:02.3	186
239	Aditi Jagannath	7	Pittsford Sutherland	13:02.7	187
240	Chinonyerem Okoro	7	Corning	13:04.0	188
241	Natalie Lamphier	9	Jasper-Troupsburg	13:04.2	
242	Kaylee Maas	8	Mercy	13:04.3	189
243	Lydia Ward	8	Troy - PA	13:04.5	190
244	Hailey Whitten	8	Ithaca	13:04.8	
245	Ava Reale	8	Frewsburg Central	13:05.3	
246	Mia Shaffer	8	Oswayo Valley-PA	13:05.5	
247	Hayden Cassara	8	Victor Central	13:05.7	191
248	Morgan Weber	7	Webster Thomas	13:05.9	192
249	sage caskey	7	Smethport Area-PA	13:07.2	193
250	Anna Madison	7	North Rose-Wolcott	13:08.0	
251	Sabou Diakite	7	Thomas Edison	13:08.7	
252	Samantha Lockwood	7	Webster Schroeder	13:09.3	
253	Madelyn Wise	7	Elmira	13:09.3	194
254	Muriel Gastel	7	School Of The Arts	13:10.6	
255	Aubrey Benningsohn	7	Churchville-Chili	13:11.2	195
256	Taylor Sinsabaugh	7	Waverly	13:11.2	
257	Avis Lewis	7	LaFayette	13:11.4	
258	Ruka Yamasaki	7	Ithaca	13:11.7	
259	Hana Khan	8	Iroquois	13:11.8	196
260	Brynn Sullivan	8	Pittsford Sutherland	13:12.5	
261	Cadalina Ohler	8	North Rose-Wolcott	13:14.0	
262	Teagan Cohrs	8	Geneva	13:15.0	197
263	Loralei Gallie	7	Albion	13:15.2	198
264	Taylor Bailey	7	Red Creek	13:15.2	

Place	Name	Grade	Team	Time	Points
265	Gwen Shaw	8	Candor	13:17.4	
266	Athena Vogel-Miller	7	General McLane	13:19.0	
267	Dantasia Colquit	7	Union Endicott	13:19.2	199
268	Alivia Wojik	8	Dryden	13:19.2	200
269	Hailey Murphy	7	Voorheesville	13:19.4	201
270	Carly Franklin	7	Arkport-Canaseraga	13:19.6	202
271	Jada Carson	7	Union Endicott	13:20.4	203
272	Sophia Yatteau	7	Penfield	13:20.5	204
273	Juliette West	7	Geneseo	13:20.9	
274	Finley Neuberger	8	General McLane	13:21.0	
275	Beth Laming	8	Oneida	13:22.2	205
276	Chloe Kim	8	Penfield	13:22.8	
277	Komora Anderson	7	Oil City-PA	13:23.2	206
278	Chole Green	7	Alden	13:23.4	
279	Yanaba Harling	8	Eden	13:23.6	
280	Addi Mcgarvie	8	Oil City-PA	13:23.7	207
281	Nora Munson	8	Bishop Kearney	13:24.0	
282	Katherine Warne	7	Pittsford Mendon	13:24.5	208
283	Alyssa Clark	8	Groton	13:26.2	
284	Lucia Lawrence	7	Lancaster	13:26.6	209
285	Arianna Griffin	7	Oil City-PA	13:27.7	
286	Ariisa Clark	8	Niagara Falls	13:28.7	
287	Gracie Baker	7	Jasper-Troupsburg	13:29.3	
288	Adysen Birge	7	Brockport	13:29.7	
289	Claire Fischer	7	LaFayette	13:32.8	
290	Fiorella Roote	7	Pittsford Mendon	13:33.7	210
291	Olivia Funk	7	Bradford-PA	13:33.9	
292	Sophia Martell	8	Oakfield-Alabama	13:34.2	211
293	Kayla Marshall	8	Athens Area	13:34.6	212
294	Faith Herzog	7	Oswayo Valley-PA	13:35.4	
295	Mackenzie Domoy	7	Oakfield-Alabama	13:35.8	213
296	Maelynn Wilkins	7	Oneida	13:36.4	214
297	Brynna Burdick	8	Faith Heritage	13:38.1	
298	Kamoreanna Tanks	8	Union Endicott	13:38.3	215
299	Emily Hosey	7	Pittsford Mendon	13:38.4	216
300	Heidi Zehr	7	General McLane	13:40.6	
301	Victoria Gao	8	Athens Area	13:40.9	217
302	Sadie Shafer	8	Victor Central	13:43.0	
303	Reese Derosa	8	Auburn	13:45.3	

# Race 105 - Girls Jr High Merge - 1.6 Mile

10/2/2021 -

## Individual Results

Place	Name	Grade	Team	Time	Points
304	Breanna Woody	7	Geneva	13:45.9	218
305	Anaya Mickens	8	Allegheny-Limestone	13:45.9	
306	Zuleika Vega	8	Geneva	13:47.4	219
307	Zooney Stopani	8	Northstar Christian	13:47.7	
308	Alex DiSanto	7	Waterloo	13:47.9	
309	Jennifer Bouquin	8	Bradford-PA	13:49.1	
310	Hayden Bugbee	7	Canandaigua	13:50.4	220
311	Ellie Booth	7	LaFayette	13:50.5	
312	Jabre'yah Brown	8	Olean	13:50.8	
313	Kayla Bird	8	Avon Central	13:51.0	221
314	Amorah Helms	7	Union Endicott	13:51.2	222
315	Nora Furry	8	Mansfield HS-PA	13:52.9	
316	Lillian Cathcart	8	Eisenhower	13:53.4	223
317	Isabella Thompson	8	Webster Thomas	13:54.6	224
318	Alyssa Tobin	7	Hamburg	13:55.0	
319	Tessa Liddiard	8	Bloomfield-Naples	13:55.1	225
320	Jenna Curl	7	Voorheesville	13:55.2	226
321	Danica Smith	7	Victor Central	13:55.6	
322	Hanna Prestigiacomo	7	Marathon	13:55.7	
323	Alexis Kreuzer	8	Sodus/Marion	13:57.4	
324	Emma Wilkins	7	Oneida	13:57.9	227
325	Julia Lovenheim	7	Ithaca	13:58.2	
326	Kendra O'Donnell	8	Churchville-Chili	13:58.9	228
327	Sierra Crytzer-Shurant	8	Weedsport	13:59.9	229
328	Tessa Van Allen	8	Avon Central	14:01.3	230
329	Sarah Turinsky	8	Pittsford Mendon	14:01.8	
330	Grace Bishop	8	Candor	14:02.3	
331	Bailey Amoroso	7	Brockport	14:02.6	
332	Izabella Dance	7	North East-PA	14:03.4	231
333	Brooklyn Wheeler	7	Brockport	14:03.5	
334	Alyssa Brien	7	Webster Thomas	14:04.2	
335	Megan House	8	Weedsport	14:04.3	232
336	Cassady Ferino	7	Eisenhower	14:04.8	233
337	Daisy Milton	8	Weedsport	14:05.0	234
338	Allena Gross	7	Otto Eldred-PA	14:05.5	235
339	Ellasyn Cannon	7	Arkport-Canaseraga	14:05.9	236
340	Anna Carr	8	Webster Thomas	14:06.3	
341	Sinead Halloran	8	Bloomfield-Naples	14:06.3	237

Place	Name	Grade	Team	Time	Points
342	Jada Brown	7	Red Creek	14:07.7	
343	Caelyn Burke	7	Canandaigua	14:08.0	238
344	Melodi Murphy	7	Barker HS	14:09.1	
345	Audrey Olschewski	8	Canandaigua	14:09.3	239
346	Tess Spencer	8	Victor Central	14:10.5	
347	Maddison Button	7	Albion	14:10.5	240
348	Lyla Houlder	7	Canandaigua	14:10.7	241
349	Anna Horn	7	Voorheesville	14:11.5	242
350	Bailee Berst	7	Lancaster	14:14.8	243
351	Sarina Carrozziere	8	Webster Thomas	14:14.8	
352	Meadow Witucki	7	Lancaster	14:15.0	244
353	Jessica Eggleton	7	Webster Thomas	14:15.0	
354	Alison Sherman-Green	7	Red Creek	14:16.3	
355	Andrea Martinez	7	Ithaca	14:16.4	
356	Aubrey Hink	8	Hammondsport	14:16.4	
357	Cheyenne Mathews	8	Marathon	14:17.1	
358	Calli Marsh	8	Candor	14:18.5	
359	Kaitlyn Sturgeon	8	Oakfield-Alabama	14:19.3	245
360	Lilly Cardona	8	Victor Central	14:19.8	
361	Audrey O'Neill	8	Hammondsport	14:20.9	
362	Grace Favalo	7	Rush-Henrietta	14:21.0	246
363	Gracie Allen	7	Red Creek	14:21.8	
364	Maya Herbert	7	Pittsford Sutherland	14:22.6	
365	Madelyn Ellison	7	Candor	14:23.7	
366	Nandini Ram	7	Clarence	14:24.0	247
367	Nevaeh Bastion	8	Troy - PA	14:24.2	248
368	Leia Lewis	8	Bishop Kearney	14:24.5	
369	Carolyn Cherwinski	7	Mansfield HS-PA	14:24.9	
370	Meghan Palmer	7	General McLane	14:25.2	
371	Kylie Martin	7	Sweet Home	14:25.6	
372	Tessa Kielbasa	8	Sweet Home	14:25.7	
373	Avery Baldwin	7	Rush-Henrietta	14:25.9	249
374	Amelia Zambito	8	Clarence	14:25.9	250
375	Jacqueline Wright	7	East Aurora	14:26.7	251
376	Olivia Hellquist	7	Geneseo	14:27.0	
377	Shania Mathes	8	Albion	14:27.2	252
378	Vivian Dang	8	Greece Olympia	14:28.0	253
379	Alexandria Onofreychuk	8	Hilton	14:28.1	254

# Race 105 - Girls Jr High Merge - 1.6 Mile

10/2/2021 -

## Individual Results

Place	Name	Grade	Team	Time	Points
380	Jenna Puntillo	7	Lake Shore HS-NY	14:28.3	255
381	Elisa Palmerini	8	Mercy	14:29.7	256
382	Sidnee Krupski	8	Vernon-Verona-Sherri	14:30.3	257
383	Sabrina Reyda	8	Mercy	14:31.7	258
384	Isabella Thurber	8	Northstar Christian	14:32.6	
385	Delaney Springer	8	Canandaigua	14:34.0	259
386	Annabelle Johns	8	Mansfield HS-PA	14:34.1	
387	Olivia Kessel	8	Canandaigua	14:35.1	
388	Ava Davidson	7	Geneseo	14:35.1	
389	Layla Jones	8	Holley Central	14:37.0	
390	Josephine Jenkins-Ortolano	7	Dryden	14:37.8	260
391	Megan Powers	8	Weedsport	14:37.8	
392	Erin Batzel	7	Rush-Henrietta	14:39.1	261
393	Emerson Gee	7	Fairport	14:43.6	262
394	Violetta Hilts	8	Oneida	14:45.5	263
395	Abigail Conner	7	Rush-Henrietta	14:47.2	
396	Paige Abrams	8	Red Creek	14:47.3	
397	Alivia Poole	7	Newark	14:49.0	
398	Cora Baird	8	Wheatland-Chili	14:50.0	
399	Lauren Jasinski	10	Falconer	14:50.1	
400	Queness Jones	8	Union Endicott	14:50.5	264
401	Sophie Williams	8	Waverly	14:51.0	
402	Emily Szpylman	8	Oakfield-Alabama	14:52.3	265
403	Stephanie Reneau	8	Bath-Haverling	14:53.3	266
404	Meghan House	7	Marcus Whitman	14:53.4	
405	Hannah Wall	8	East Aurora	14:54.5	267
406	Danielle Elliott	7	Bath-Haverling	14:57.6	268
407	Jessica Thomas	7	Corning	14:57.9	269
408	Lucy Lombardo	7	Honeoye Central	14:58.5	
409	Ella Palermo	7	Red Creek	14:59.0	
410	Emma Gray	7	Bloomfield-Naples	14:59.4	270
411	Madeline Kimmel	8	Mercy	15:00.9	271
412	Bella Forness	7	East Aurora	15:02.2	272
413	Emma Haynes	8	Cowanesque Valley	15:05.1	
414	Ada Goldweber	7	Ithaca	15:06.0	
415	Allison Senz	7	Alden	15:07.6	
416	Julia Klem	7	Webster Thomas	15:08.0	
417	Charlotte Welliver	8	Notre Dame - Elmira	15:08.8	

Place	Name	Grade	Team	Time	Points
418	Kaelyn Daigler	7	Alden	15:11.0	
419	Kaylee Schmiedlin	8	Irondequoit	15:11.2	273
420	Ella Foreman	8	Hornell	15:12.0	
421	Caitlin McDonald	7	Bloomfield-Naples	15:13.3	274
422	Madeleine Garsin	7	Mercy	15:13.4	
423	Nora McCamant	8	Pittsford Sutherland	15:14.4	
424	Bella Tanner	8	Union Endicott	15:15.5	275
425	Emma Snitzel	8	Albion	15:15.5	276
426	Isla Schultz	7	Holley Central	15:15.5	
427	Mia Dougherty	7	Hilton	15:16.0	277
428	Amelia Foltyniak	7	Eden	15:16.0	
429	Jane Burger	7	Brighton	15:16.5	278
430	Natocia Hawley	7	Bath-Haverling	15:17.1	279
431	Sarah Morris	9	Addison	15:17.1	
432	Pooja Guntreddi	8	Brighton	15:17.3	280
433	Shaniah Pfeffer	8	Irondequoit	15:18.1	281
434	Abrianna Campbell	8	Hammondsport	15:18.3	
435	Tia Lindsley	7	Oakfield-Alabama	15:20.4	282
436	Paulina Stefanos	8	Pittsford Sutherland	15:20.9	
437	Ashlyn Hodges	7	North East-PA	15:21.3	
438	Emily Brundage	7	Kendall	15:21.6	
439	Regan Slocum	8	Corning	15:21.8	
440	Reese Kupinski	7	Fairport	15:22.0	283
441	Marla Henderson	8	Fredonia Central	15:22.2	284
442	Alexis Gavin	7	Hamburg	15:24.6	
443	Allegra Mangione	7	Pittsford Sutherland	15:27.0	
444	Sam Langoff	7	Oil City-PA	15:27.3	
445	Grace Szumigala	7	Churchville-Chili	15:27.5	285
446	Analie Copelin	7	Niagara Falls	15:27.6	
447	Jayla Carson	8	Union Endicott	15:29.6	
448	Jordan Jacob	8	Eisenhower	15:30.9	286
449	Teide Hill	7	Webster Thomas	15:31.9	
450	Sloane Miller	8	Churchville-Chili	15:32.6	287
451	Brynn Vetter	8	Iroquois	15:33.0	288
452	Sienna Gropp	7	Spencerport	15:35.7	289
453	Emily Martin-Pearson	7	Oneida	15:35.9	
454	Gabriella Serapilio	7	Rush-Henrietta	15:37.0	
455	Mia Curtis	8	Penfield	15:38.0	
456	Emmaline Glass	7	Spencerport	15:40.5	290

# Race 105 - Girls Jr High Merge - 1.6 Mile

10/2/2021 -

## Individual Results

Place	Name	Grade	Team	Time	Points
457	Alana Kelso	7	Batavia	15:41.8	291
458	McKayla Klocek	8	Jordan Elbridge	15:44.9	
459	Sheridan Atuick	7	Sweet Home	15:46.1	
460	Sabren Almaliti	7	Churchville-Chili	15:46.5	
461	Myia Kimball	7	Cato-Meridian	15:46.8	
462	Kori Jo Bement	7	North East-PA	15:48.2	
463	Maggie Pritchett	7	Pavilion	15:48.5	
464	Katya Miller	8	Wheatland-Chili	15:51.3	
465	Samantha Sherr	8	Salamanca	15:53.7	
466	Maddie Genovese	7	Penfield	15:55.0	
467	Callie Murray	7	Corning	15:55.6	
468	Lorelei Weingaertner	7	Geneseo	15:55.9	
469	Ashley Powell	7	Penfield	15:56.9	
470	Niyanna Bruce	7	Gates Chili	15:57.7	
471	Honesty Hopkins	7	Oneida	15:58.2	
472	Sabrina Phelix	7	Fairport	15:59.0	292
473	Noelle Lewis	7	Bloomfield-Naples	16:01.2	293
474	Annabelle Ferraraccio	7	Mercy	16:02.9	
475	Kira Peacock	8	Gates Chili	16:05.6	
476	Julia Murrer	8	Hilton	16:07.7	294
477	Lylie Colunio	7	Notre Dame - Elmira	16:08.4	
478	Lilly Keen	7	Irondequoit	16:08.9	295
479	Melina Torres	8	Greece Olympia	16:09.1	296
480	Jenna Arsenault	7	Gates Chili	16:10.9	
481	Sara Crowder	7	Faith Heritage	16:11.6	
482	Mariah Elliot	8	Gates Chili	16:11.9	
483	Miley DeForest	7	General McLane	16:12.6	
484	Melony Benson	7	Otto Eldred-PA	16:14.4	297
485	Adeline Ward	7	Churchville-Chili	16:16.1	
486	Emma Randall	8	Marathon	16:18.3	
487	Veronica Bailey	7	Livonia	16:25.0	
488	Tessa Taccetta	7	Webster Thomas	16:25.5	
489	Aurora Higbee	7	Williamson Central	16:27.3	
490	Raemi Vrabel	7	Elmira	16:29.0	298
491	Julia Arroyo	7	Clarence	16:30.0	299
492	Lyndsey Schorer	7	Vernon-Verona-Sheri	16:30.6	300
493	Sophia Panno	7	Lancaster	16:31.9	301
494	Reagan Edmondson	7	Red Creek	16:32.6	

Place	Name	Grade	Team	Time	Points
495	Ella Cullum	8	Wheatland-Chili	16:35.0	
496	Leah Jacobs	7	Mercy	16:35.2	
497	Markenna Burdick	8	Cowanesque Valley	16:37.2	
498	Maren Freece	8	Churchville-Chili	16:39.3	
499	Edyn Clune	7	Elmira	16:41.9	302
500	Aiyana Kahle	7	Oil City-PA	16:43.1	
501	Carmen Swauger	7	Arkport-Canaseraga	16:43.9	303
502	Shayna Kameck	7	Cuba-Rushford-Hinsdale	16:44.2	
503	Katelyn Ball	8	Byron-Bergen	16:46.4	
504	Andrea Newill	7	Bath-Haverling	16:58.3	304
505	Luvlee Zastrow	7	Fredonia Central	16:59.6	305
506	Addison Radder	7	Alexander Central	17:01.0	
507	Caylynn Sigular	7	Frewsburg Central	17:01.5	
508	Kait Letters	7	Churchville-Chili	17:02.6	
509	Layla Sinnett	8	Blue Ridge	17:03.6	306
510	Madeline Fox	8	Vernon-Verona-Sheri	17:04.2	307
511	Layla Thompson	7	Bloomfield-Naples	17:04.4	308
512	Alina Gritsak	7	Rush-Henrietta	17:07.9	
513	Simra Hamad	8	Rush-Henrietta	17:07.9	
514	Nanchy Chellppah	7	Rush-Henrietta	17:09.2	
515	Allison Hellwig	8	Fredonia Central	17:13.3	309
516	Kiera Wills	7	Webster Schroeder	17:16.9	
517	Lyra Inda	8	Bloomfield-Naples	17:16.9	310
518	Ava Combs	8	Hornell	17:17.1	
519	Ava Gardiner	8	Fairport	17:17.9	
520	Kate Watkins	8	Clarence	17:18.4	
521	Charlotte Caiser-Callen	8	Fredonia Central	17:22.4	311
522	Haley Fairley	8	Fairport	17:23.4	
523	Ella Gardiner	7	Hornell	17:23.4	
524	Coryn Edwards	7	Avoca-Prattsburgh	17:26.8	
525	Olivia Lilly	7	Corning	17:29.1	
526	Piper Martin	7	Corning	17:31.5	
527	Quinn Ford	8	Avon Central	17:32.5	312
528	Evelyn King	7	Spencerport	17:33.7	313
529	Mina Hogenes	7	Fairport	17:34.6	
530	Alexis Fairley	7	Fairport	17:34.9	
531	Neva Barry	8	Ithaca	17:36.6	

# Race 105 - Girls Jr High Merge - 1.6 Mile

10/2/2021 -

## Individual Results

Place	Name	Grade	Team	Time	Points
532	Jaylynn Poindexter	7	Greece Olympia	17:36.9	314
533	Airean Wilson	8	School Of The Arts	17:39.0	
534	Alex Santangelo	8	Avon Central	17:42.9	315
535	Zofia Fronczek	7	Union Endicott	17:47.8	
536	Lillian Archer	8	Pittsford Mendon	17:50.5	
537	Liliana Stauring	8	Arkport-Canaseraga	17:51.4	316
538	Abigail Christopher	8	Greece Olympia	17:52.6	317
539	Arionna Williams	8	Red Creek	17:55.3	
540	Caroline Washburn	7	Lancaster	17:56.0	
541	Amelia Weigle-Garove	8	Elmira	18:02.7	318
542	Olivia Greiner	8	Iroquois	18:07.1	319
543	Lia Antonio	7	Bishop Kearney	18:10.9	
544	Kayla Halstead	8	Avon Central	18:14.6	320
545	Laila DeLeon	8	Greece Olympia	18:16.6	321
546	Leanna Sherr	7	Salamanca	18:19.0	
547	Madeline Henderson	8	Athens Area	18:22.2	322
548	Sohpia Caputo	7	Greece Olympia	18:23.5	323
549	Claire Maginnis	7	Hamburg	18:28.5	
550	Charlotte Miller	8	Pittsford Sutherland	18:31.8	
551	Aaliyah Gibson	7	Churchville-Chili	18:32.6	
552	Carmella Bostwick	8	Geneva	18:39.9	324
553	Jasmine Wagner	8	Corning	18:42.5	
554	Emma Wagner	7	Fairport	18:44.0	
555	Payton Perrington	7	Blue Ridge	18:45.9	325
556	Teagan Matzan	8	Hilton	18:46.3	
557	Claire Cerio	7	Hilton	18:46.6	
558	Parris Rufus	7	Spencerport	18:49.7	
559	Rylee Wescott	7	Oneida	18:58.5	
560	Kyla Cannon	7	Arkport-Canaseraga	19:02.6	326
561	Maggie Drake	7	Vernon-Verona-Sherri	19:10.3	327
562	Zoe Gentzke	7	Penfield	19:13.6	
563	Chloie Pearce	7	Otto Eldred-PA	19:15.8	328
564	Kate Brunswick	8	Webster Schroeder	19:20.1	
565	Zooney Dlugolecki	7	Oneida	19:40.9	
566	Lydia Bauch	8	Churchville-Chili	19:43.8	
567	Jalise Barksdale	7	Churchville-Chili	19:44.6	
568	Angelica Young	7	Bath-Haverling	19:50.6	329
569	Grace Cornell	7	Ithaca	19:51.1	

Place	Name	Grade	Team	Time	Points
570	Maddilyn Gardner	9	Union Endicott	19:52.7	
571	Adeline Dewitt	7	Batavia	19:57.0	330
572	Julianna Adams	7	Corning	19:58.1	
573	Ella Chagnon	7	Fredonia Central	20:19.6	331
574	Emmeline Bateman	8	Batavia	20:27.7	332
575	Laura Beaman	7	Spencerport	20:36.0	
576	Frankie Tomei	8	Batavia	21:03.5	333
577	Olivia Black	8	Olean	21:15.2	
578	Emma Mickley	7	Elmira	21:23.2	334
579	Natalie Erbeck	7	Weedsport	21:40.7	
580	Kennadi Suro	7	Hilton	21:50.1	
581	Tilda Holmgren	7	Ithaca	21:58.2	
582	Maggie Kaminski	7	East Aurora	22:02.5	335
583	Skylar Cooper	7	Honeoye Falls-Lima	22:06.9	336