


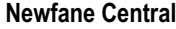
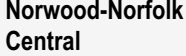

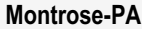

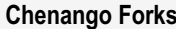




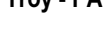









# McQuaid Invitational

## Rochester

### Race 8 - Girls Varsity A-1 (Small schools) - 3 Mile

10/2/2021 - 11:28am






### Team Results

Place	Team	Score	Team Time	Runner Avg	Avg Mile	5 Man Gap	Finish Order	Scoring Order
1	 Notre Dame-Easton-PA	124	1:43:24	20:41	6:54	1:52	15-19-21-24-60-104-140	14-18-20-22-50-88-114
2	 Newfane Central	129	1:42:43	20:33	6:51	3:21	6-14-27-30-69-74-82	6-13-25-27-58-63-70
3	 Norwood-Norfolk Central	130	1:42:26	20:30	6:50	3:21	5-7-26-54-59-64-73	5-7-24-45-49-53-62
4	 Voorheesville	130	1:43:27	20:42	6:54	3:07	4-17-38-40-48-66-91	4-16-34-35-41-55-78
5	 Montrose-PA	164	1:45:12	21:03	7:01	2:25	11-22-25-52-78-172	10-21-23-44-66-136
6	 South Jefferson	171	1:44:16	20:52	6:58	4:25	1-31-37-63-68-70-89	1-28-33-52-57-59-76
7	 Chenango Forks	257	1:47:53	21:35	7:12	5:36	2-45-46-84-129-213	2-38-39-72-106-166
8	 Allegany-Limestone	322	1:49:57	22:00	7:20	6:05	3-41-80-101-164-208-237	3-36-68-85-130-162-180
9	 Eden	350	1:52:41	22:33	7:31	2:48	28-51-99-112-123-148-161	26-43-83-94-104-120-128
10	 Lansing	378	1:53:48	22:46	7:36	1:43	55-72-83-115-122-183-191	46-61-71-97-103-144-152
11	 Westhill	389	1:54:18	22:52	7:38	2:16	57-67-93-107-145-193-203	47-56-79-90-117-153-158
12	 Troy - PA	400	1:53:54	22:47	7:36	3:34	18-88-106-132-133-165-225	17-75-89-109-110-131-174
13	 Alden	426	1:55:23	23:05	7:42	1:56	61-85-108-116-139-151-204	51-73-91-98-113-122-159
14	 Depew	435	1:56:12	23:15	7:45	4:44	36-43-103-143-211	32-37-87-115-164
15	 Falconer	436	1:55:14	23:03	7:41	4:50	20-58-90-184-186-227	19-48-77-145-147-175
16	 Oil City-PA	472	1:57:05	23:25	7:49	5:50	13-34-138-202-206-244-248	12-30-112-157-161-184-187
17	 Avon Central	481	1:57:24	23:29	7:50	2:53	65-96-98-156-178-180-196	54-81-82-124-140-142-155
18	 Athens Area	482	1:57:09	23:26	7:49	6:23	12-16-147-215-217	11-15-119-168-169
19	 Akron	483	1:58:14	23:39	7:53	7:54	10-49-121-188-239-251	9-42-102-149-181-190
20	 Silver Creek	494	1:57:30	23:30	7:50	2:50	71-81-100-174-181-220	60-69-84-138-143-170
21	 Candor	522	1:58:23	23:41	7:54	0:27	117-119-127-130-137-200-240	99-100-105-107-111-156-182

# Race 8 - Girls Varsity A-1 (Small schools) - 3 Mile

10/2/2021 - 11:28am


## Team Results

Place	Team	Score	Team Time	Runner Avg	Avg Mile	5 Man Gap	Finish Order	Scoring Order
22	Vernon-Verona-Sherri	528	1:59:03	23:49	7:57	4:54	35-79-166-168-212-221	31-67-132-133-165-171
23	Nichols	542	1:59:22	23:53	7:58	6:58	9-87-173-189-223-229-235	8-74-137-150-173-176-179
24	Fredonia Central	546	1:59:24	23:53	7:58	3:03	76-102-113-185-194-209-249	65-86-95-146-154-163-188
25	 Williamson Central	546	1:59:31	23:55	7:59	3:28	47-114-149-179-187-214	40-96-121-141-148-167
26	Mansfield HS-PA	564	1:59:58	24:00	8:00	2:29	75-131-159-160-175-190-222	64-108-126-127-139-151-172
27	Newark Valley	597	2:02:29	24:30	8:10	4:51	94-109-152-158-232-253-254	80-92-123-125-177-191-192
28	 Wayland-Cohocton	648	2:06:32	25:19	8:27	7:42	32-144-169-241-247	29-116-134-183-186
29	Wilson HS (Sec 6)	690	2:10:04	26:01	8:41	7:29	111-120-146-245-257	93-101-118-185-193
30	Albion	791	2:11:55	26:23	8:48	4:39	162-170-205-234-250-258	129-135-160-178-189-194
DNP	 Skaneateles		1:29:13	22:19	7:27		39-42-86-124	4 Runners
DNP	 Waverly		1:32:14	23:04	7:42		23-62-126-210	4 Runners
DNP	Southwestern-NY		1:33:51	23:28	7:50		53-92-125-197	4 Runners
DNP	Mount Saint Mary Aca		1:35:04	23:46	7:56		56-135-153-177	4 Runners
DNP	Bloomfield-Naples		1:38:59	24:45	8:15		134-154-155-218	4 Runners
DNP	Royalton-Hartland		1:40:35	25:09	8:23		136-142-192-228	4 Runners
DNF	 Attica		1:44:11	26:03	8:41		44-150-243-256	4 Runners
DNP	Mynderse Academy		1:23:33	27:51	9:17		199-246-252	3 Runners
DNP	Oneida		42:40	21:20	7:07		29-50	2 Runners
DNP	Jordan Elbridge		42:47	21:24	7:08		8-110	2 Runners
DNP	 LeRoy		48:11	24:06	8:02		33-226	2 Runners
DNP	Tonawanda HS		48:26	24:13	8:05		97-195	2 Runners
DNP	 Dryden		51:18	25:39	8:33		105-242	2 Runners
DNP	 Salamanca		22:24	22:24	7:28		77	1 Runner
DNP	Sodus/Marion		23:58	23:58	8:00		141	1 Runner
DNP	 Hornell		24:35	24:35	8:12		167	1 Runner
DNP	Potsdam		24:45	24:45	8:15		171	1 Runner

# Race 8 - Girls Varsity A-1 (Small schools) - 3 Mile

10/2/2021 - 11:28am

## Team Results

Place	Team	Score	Team Time	Runner Avg	Avg Mile	5 Man Gap	Finish Order	Scoring Order
DNP	North Rose-Wolcott		25:39	25:39	8:33		198	1 Runner
DNP	 Aquinas Institute		27:36	27:36	9:12		231	1 Runner

# Race 8 - Girls Varsity A-1 (Small schools) - 3 Mile

10/2/2021 - 11:28am

## Individual Results

Place	Name	Grade	Team	Time	Points
1	Alexa Doe	12	South Jefferson	17:43.6	1
2	Pipher Reid	12	Chenango Forks	18:08.7	2
3	Angelina Napoleon	11	Allegany-Limestone	18:28.5	3
4	Mariem Sayahi	11	Voorheesville	18:37.7	4
5	Madelyn Dinneen	12	Norwood-Norfolk Central	18:38.7	5
6	Kylie Bowman	10	Newfane Central	18:48.5	6
7	Sharon Colbert	11	Norwood-Norfolk Central	19:12.7	7
8	Vassianna Klock	12	Jordan Elbridge	19:26.4	
9	Gabriela Siren	12	Nichols	19:51.6	8
10	Lauren Wagner	12	Akron	19:55.2	9
11	Paige Brewer	11	Montrose-PA	19:59.6	10
12	Sara Bronson	9	Athens Area	20:01.5	11
13	Kennedy Liederbach	10	Oil City-PA	20:07.2	12
14	Leah Siegmann	10	Newfane Central	20:08.1	13
15	Katherine Koons	10	Notre Dame-Easton-PA	20:08.8	14
16	Emma Bronson	11	Athens Area	20:13.4	15
17	Caitlin McCarthy	11	Voorheesville	20:16.6	16
18	Alyssa Parks	9	Troy - PA	20:17.4	17
19	Olivia Schweitzer	10	Notre Dame-Easton-PA	20:19.2	18
20	Hannah Madonia	9	Falconer	20:19.2	19
21	Sarah Sidoro	12	Notre Dame-Easton-PA	20:23.6	20
22	Daegan Giannone	10	Montrose-PA	20:25.6	21
23	Harper Minaker	9	Waverly	20:28.9	
24	Lauren Bower	10	Notre Dame-Easton-PA	20:31.9	22
25	Stephanie Summerville	11	Montrose-PA	20:32.3	23
26	Rachel Hewey	10	Norwood-Norfolk Central	20:41.2	24
27	Maggie Quattrini	9	Newfane Central	20:42.2	25
28	Gia Lenz	8	Eden	20:51.4	26
29	Juliana Elbersen	11	Oneida	20:54.1	
30	Catalena Ersing	11	Newfane Central	20:55.1	27
31	Annabelle Renzi	7	South Jefferson	20:56.8	28
32	Amelia Kline	10	Wayland-Cohocton	21:05.8	29
33	Charlotte Blake	11	LeRoy	21:14.6	

Place	Name	Grade	Team	Time	Points
34	Ella Speece	9	Oil City-PA	21:15.5	30
35	Lacey Simmons	9	Vernon-Verona-Sheri ri	21:18.0	31
36	Kaitlin Whalen	12	Depew	21:21.6	32
37	Carley Worden	8	South Jefferson	21:22.6	33
38	Alannah McCarthy	8	Voorheesville	21:23.4	34
39	Lucy Fleckenstein	8	Skaneateles	21:23.4	
40	Victoria Iacabucci	12	Voorheesville	21:24.9	35
41	Lilianna Peters	11	Allegany-Limestone	21:25.0	36
42	Tobi DiRubbo	9	Skaneateles	21:30.6	
43	Julie Durham	10	Depew	21:34.3	37
44	Bailey Nixon	9	Attica	21:38.1	
45	Quinn Sirgany	11	Chenango Forks	21:40.9	38
46	Kathryn White	11	Chenango Forks	21:42.3	39
47	Hannah Governor	8	Williamson Central	21:42.3	40
48	Merrin Brick	11	Voorheesville	21:43.9	41
49	Kaila Szczygielski	11	Akron	21:45.5	42
50	Sophia Davis	8	Oneida	21:45.6	
51	Giuliana Fodor	8	Eden	21:49.6	43
52	Mary Pichette	10	Montrose-PA	21:50.6	44
53	Gabby Wigren	12	Southwestern-NY	21:52.0	
54	Brielle Gates	8	Norwood-Norfolk Central	21:53.6	45
55	Kelly Miller	9	Lansing	21:54.6	46
56	Kayla Hall	12	Mount Saint Mary Aca	21:54.7	
57	Ellie Thornton	10	Westhill	21:55.1	47
58	Sarah Elder	12	Falconer	21:55.8	48
59	Madysen Ashley	9	Norwood-Norfolk Central	21:59.1	49
60	Serena Azzalina	12	Notre Dame-Easton-PA	21:59.9	50
61	Lexie Hillman	12	Alden	22:01.4	51
62	Elizabeth Vaughn	10	Waverly	22:02.6	
63	Chloe Abbott	9	South Jefferson	22:03.5	52
64	Lauren Sweet	12	Norwood-Norfolk Central	22:05.6	53
65	Kaitlyn Geary	10	Avon Central	22:06.7	54
66	Mary Genovesi	8	Voorheesville	22:07.1	55
67	Malia Gutierrez	12	Westhill	22:07.5	56
68	Hannah Hathway	10	South Jefferson	22:08.6	57

# Race 8 - Girls Varsity A-1 (Small schools) - 3 Mile

10/2/2021 - 11:28am

## Individual Results

Place	Name	Grade	Team	Time	Points
69	Shelby Nerber	12	Newfane Central	22:08.8	58
70	Reese Roberts	8	South Jefferson	22:09.2	59
71	Ava Emke	8	Silver Creek	22:10.9	60
72	Kathleen Sullivan	9	Lansing	22:15.4	61
73	Madison Carista	8	Norwood-Norfolk Central	22:18.5	62
74	Sara Siegmann	12	Newfane Central	22:18.9	63
75	Addison Farrer	10	Mansfield HS-PA	22:22.1	64
76	Julia LeBarron	11	Fredonia Central	22:22.5	65
77	Ryanna Brady	9	Salamanca	22:23.4	
78	Annika Bixby	12	Montrose-PA	22:23.7	66
79	Brianne Millson	12	Vernon-Verona-Sherri	22:24.6	67
80	Erin Sheehy	10	Allegheny-Limestone	22:26.7	68
81	Melanie Wilson	11	Silver Creek	22:27.2	69
82	Mallory Schultz	10	Newfane Central	22:32.6	70
83	Loveta Geesey	11	Lansing	22:33.4	71
84	Audra Ackerson	12	Chenango Forks	22:36.9	72
85	Grace Sheehan	12	Alden	22:38.2	73
86	Lily Yengo	12	Skaneateles	22:39.4	
87	Mia Anderson	10	Nichols	22:39.6	74
88	Rachel Kingsley	11	Troy - PA	22:40.4	75
89	Kate Banazek	12	South Jefferson	22:40.8	76
90	Rachel Birath	10	Falconer	22:43.6	77
91	Chloe Kirgan	11	Voorheesville	22:44.6	78
92	Grace Anderson	10	Southwestern-NY	22:45.7	
93	Angie Mesa	12	Westhill	22:47.2	79
94	Addyson Osburn	9	Newark Valley	22:47.5	80
95	Hayden Kopp	8	Newfane Central	22:51.7	
96	Joleigh Crye	12	Avon Central	22:57.4	81
97	Emily Browning	8	Tonawanda HS	22:58.1	
98	Maria Geary	8	Avon Central	22:58.5	82
99	Olivia Stalker	8	Eden	23:00.1	83
100	Daisy League	12	Silver Creek	23:03.4	84
101	Ashlyn Collins	11	Allegheny-Limestone	23:03.8	85
102	Haley Zadzilka	9	Fredonia Central	23:04.7	86
103	Aubrey Corbett	10	Depew	23:09.8	87
104	Talia Fogel	9	Notre Dame-Easton-PA	23:14.8	88
105	Morgan Scales	11	Dryden	23:15.1	

Place	Name	Grade	Team	Time	Points
106	Julia Colton	12	Troy - PA	23:16.0	89
107	Kemery Sanborn	10	Westhill	23:16.4	90
108	Hannah Bishop	10	Alden	23:17.4	91
109	Harley Switzer	10	Newark Valley	23:18.5	92
110	Coral Uhle	11	Jordan Elbridge	23:19.9	
111	Ella Ingwersen	9	Wilson HS (Sec 6)	23:21.1	93
112	Autumn Wielgasz	9	Eden	23:21.2	94
113	Ashlyn Ambrose	12	Fredonia Central	23:24.3	95
114	Lillyian Jacobs	9	Williamson Central	23:26.5	96
115	Abby Brown	10	Lansing	23:26.8	97
116	Emily Sentz	9	Alden	23:28.6	98
117	Bella Matisco	9	Candor	23:28.9	99
118	Sarah Abdallah	10	Voorheesville	23:32.4	
119	Ayasha Schweiger	9	Candor	23:32.9	100
120	Madelynne Jowdy	9	Wilson HS (Sec 6)	23:32.9	101
121	Kristine Wall	8	Akron	23:35.1	102
122	Vanessa Bell	10	Lansing	23:37.5	103
123	Juliana Wray	11	Eden	23:38.7	104
124	Caroline Wells	11	Skaneateles	23:38.7	
125	Marley Ohl	10	Southwestern-NY	23:39.3	
126	Olivia Nittinger	12	Waverly	23:40.3	
127	Kristin Baker	9	Candor	23:41.4	105
128	Lillian Marra	9	South Jefferson	23:43.2	
129	Aubrey Bough	11	Chenango Forks	23:43.8	106
130	Ashley Ellison	9	Candor	23:44.4	107
131	Ella Farrer	12	Mansfield HS-PA	23:47.3	108
132	Katie Lackey	9	Troy - PA	23:48.5	109
133	Isis Lyon	11	Troy - PA	23:50.9	110
134	Mackenzie Louthan-Green	12	Bloomfield-Naples	23:52.0	
135	Sheila Strott	12	Mount Saint Mary Aca	23:53.4	
136	Marissa Bryant	7	Royalton-Hartland	23:54.1	
137	Emma Haynes	9	Candor	23:55.1	111
138	Baine Snyder	11	Oil City-PA	23:55.5	112
139	Rebecca Clifford	10	Alden	23:56.8	113
140	Raegan Cooper	12	Notre Dame-Easton-PA	23:57.6	114
141	Monica Ramirez-Spear	12	Sodus/Marion	23:57.6	

# Race 8 - Girls Varsity A-1 (Small schools) - 3 Mile

10/2/2021 - 11:28am

## Individual Results

Place	Name	Grade	Team	Time	Points
142	Julia Miles	10	Royalton-Hartland	24:00.4	
143	Alyssa Palmisano	9	Depew	24:00.7	115
144	Rachael Gray	9	Wayland-Cohocton	24:06.2	116
145	Bella Sampo	12	Westhill	24:10.8	117
146	Cassidy Wagner	11	Wilson HS (Sec 6)	24:11.7	118
147	Thea Bentley	10	Athens Area	24:12.0	119
148	Nehzonnii Harling	12	Eden	24:12.1	120
149	Lillian Buwalda	10	Williamson Central	24:12.5	121
150	Livvy Peters	12	Attica	24:15.8	
151	Jenna Kersten	12	Alden	24:16.7	122
152	Emma Smith	9	Newark Valley	24:18.7	123
153	Abby Marion	12	Mount Saint Mary Aca	24:18.7	
154	Carleen Waltman	8	Bloomfield-Naples	24:19.8	
155	CeCe DeMallie	11	Bloomfield-Naples	24:19.9	
156	Paige Plaatje	9	Avon Central	24:21.8	124
157	Anna Hampston	12	Voorheesville	24:25.0	
158	Ashleigh Turnbull	12	Newark Valley	24:26.2	125
159	Madalyn Farrer	10	Mansfield HS-PA	24:28.7	126
160	Madelynne Johns	9	Mansfield HS-PA	24:28.8	127
161	Hannah Pineau	9	Eden	24:29.3	128
162	S'koi Sanders	10	Albion	24:31.1	129
163	Graceann Mattair	11	Notre Dame-Easton-PA	24:31.8	
164	Lilly Coulter	10	Allegany-Limestone	24:32.8	130
165	Sydney Taylor	12	Troy - PA	24:32.9	131
166	Natalie Hurd	11	Vernon-Verona-Sher ri	24:33.0	132
167	Norah Foreman	10	Hornell	24:34.2	
168	Emily Kiline	12	Vernon-Verona-Sher ri	24:35.2	133
169	MaryLi Nielsen	9	Wayland-Cohocton	24:35.7	134
170	Gina Sidari	10	Albion	24:38.9	135
171	Millicent Dean	9	Potsdam	24:45.0	
172	Margeret Nebzdoski	12	Montrose-PA	24:45.3	136
173	Cate West	11	Nichols	24:46.4	137
174	Emily Bowers	10	Silver Creek	24:47.4	138
175	Gabriella Gregory	11	Mansfield HS-PA	24:50.7	139
176	Catherine Mahoney	11	Notre Dame-Easton-PA	24:55.0	

Place	Name	Grade	Team	Time	Points
177	Mackenzie Gall	12	Mount Saint Mary Aca	24:56.8	
178	Teagan Werner	11	Avon Central	24:59.0	140
179	Shianne Frarey	12	Williamson Central	25:00.2	141
180	Sydney Murray	11	Avon Central	25:00.5	142
181	Amber Lockwood	11	Silver Creek	25:00.7	143
182	Mia Minichello	12	South Jefferson	25:04.2	
183	Abigail Silva	10	Lansing	25:06.1	144
184	Marcella Seekings	10	Falconer	25:06.3	145
185	Kira Kuhlman	11	Fredonia Central	25:07.1	146
186	Jasmine Spangler	12	Falconer	25:08.3	147
187	Alexa Governor	11	Williamson Central	25:09.4	148
188	Emily Snyder	10	Akron	25:09.5	149
189	Gabriella Radford	11	Nichols	25:15.3	150
190	Jay Horvath	9	Mansfield HS-PA	25:15.3	151
191	Domenica Reeve	10	Lansing	25:15.7	152
192	Samantha Silsby	7	Royalton-Hartland	25:18.3	
193	Mica Klamm	11	Westhill	25:22.5	153
194	Mikaylee Baliya	9	Fredonia Central	25:24.7	154
195	Christa Oates	12	Tonawanda HS	25:27.9	
196	Taylen Bartholomew	11	Avon Central	25:30.7	155
197	Emma Anderson	12	Southwestern-NY	25:33.7	
198	Clara Madison	11	North Rose-Wolcott	25:38.5	
199	Ramona Goncz	11	Mynderse Academy	25:40.2	
200	Olivia Secondo	11	Candor	25:41.7	156
201	Julia Largett	12	South Jefferson	25:42.7	
202	Olivia Vorse	10	Oil City-PA	25:49.6	157
203	Alexis Bergett	11	Westhill	25:51.1	158
204	Kailey Wasch	12	Alden	25:54.7	159
205	Maggie Olles	9	Albion	25:54.9	160
206	Jaydn White	9	Oil City-PA	25:56.5	161
207	Rayahna Tryka	12	Alden	25:57.4	
208	Lilly Weinman	10	Allegany-Limestone	25:59.0	162
209	Joella Bouza	9	Fredonia Central	26:00.5	163
210	Ally Barrett	10	Waverly	26:02.1	
211	Addisyn Smaczniak	10	Depew	26:05.3	164
212	Arriana Stover	10	Vernon-Verona-Sher ri	26:11.4	165
213	Faith Brown	12	Chenango Forks	26:14.2	166
214	Leta Bernhardt	11	Williamson Central	26:14.3	167

# Race 8 - Girls Varsity A-1 (Small schools) - 3 Mile

10/2/2021 - 11:28am

## Individual Results

Place	Name	Grade	Team	Time	Points
215	Emily Henderson	10	Athens Area	26:17.3	168
216	Ashley Carter	10	Westhill	26:21.4	
217	Cailyn Conklin	10	Athens Area	26:24.0	169
218	Charlotte Manfre	12	Bloomfield-Naples	26:26.6	
219	Katrina Dale	10	Avon Central	26:34.2	
220	Jo Hansen	12	Silver Creek	26:35.2	170
221	Niccolina Helmer	9	Vernon-Verona-Sher ri	26:36.8	171
222	Anna Kennedy	9	Mansfield HS-PA	26:44.7	172
223	Elizabeth Berdysiak	11	Nichols	26:48.8	173
224	Kaelin Feliu	11	Westhill	26:49.8	
225	Carla Weiffen	10	Troy - PA	26:52.7	174
226	Taylor Hutton	12	LeRoy	26:55.8	
227	Addison Pierce	10	Falconer	27:05.0	175
228	Victoria Silsby	11	Royalton-Hartland	27:22.0	
229	Taryn Koeppen	11	Nichols	27:24.0	176
230	Emma Johnson	10	Eden	27:24.4	
231	Ruqayya Reed	10	Aquinas Institute	27:35.2	
232	Monica Escalante	12	Newark Valley	27:38.0	177
233	Ara Furry	11	Mansfield HS-PA	27:38.1	
234	Mia Olles	10	Albion	27:39.6	178
235	Trisha Jupudy	11	Nichols	27:41.8	179
236	Jaycie Gunderson	9	Troy - PA	27:42.2	
237	Alli Watkins	12	Allegheny-Limestone	27:45.6	180
238	Kendelle Holleran	9	Mansfield HS-PA	27:47.6	
239	Emma Esposito	11	Akron	27:48.3	181
240	Olivia Bennett	12	Candor	27:49.7	182
241	Alexis Jordan	11	Wayland-Cohocton	27:56.5	183
242	Erin Dobson	11	Dryden	28:02.7	
243	Katrina Foeller	11	Attica	28:07.6	
244	Mara Martinec	11	Oil City-PA	28:08.1	184
245	Ashlyn Foxvog	12	Wilson HS (Sec 6)	28:08.3	185
246	Faith Rhinehart	11	Mynderse Academy	28:36.6	
247	Audrey Vosburg	10	Wayland-Cohocton	28:47.6	186
248	Gabbie Kerr	12	Oil City-PA	28:52.5	187
249	Emily McCann	9	Fredonia Central	28:57.2	188
250	Lillian Mathes	12	Albion	29:09.6	189
251	Jasmine Borynski	10	Akron	29:13.0	190
252	Lauren Olmstead	10	Mynderse Academy	29:15.3	

Place	Name	Grade	Team	Time	Points
253	Emma Dingman	10	Newark Valley	29:20.6	191
254	Elizabeth Waterman	10	Newark Valley	29:24.3	192
255	Lena Kennell	9	Avon Central	29:56.5	
256	Libby Kibler	11	Attica	30:08.6	
257	Abigail Freatman	10	Wilson HS (Sec 6)	30:50.0	193
258	Gabriella Dobo	10	Albion	31:26.9	194
DQ	Mia Mondano	10	Attica		
DQ	Willow Bacorn	9	Athens Area		