











McQuaid Invitational

Rochester

Race 5 - Girls Varsity A-2 (Small schools) - 3 Mile

10/2/2021 - 10:16am










Team Results

Place	Team	Score	Team Time	Runner Avg	Avg Mile	5 Man Gap	Finish Order	Scoring Order
1	 Honeoye Central	116	1:46:27	21:18	7:06	1:18	13-31-37-39-46-55-125	9-22-25-27-33-42-101
2	 Clymer-Sherman-Panama	138	1:47:17	21:28	7:10	1:22	17-40-41-44-51-63-116	11-28-29-32-38-48-92
3	Maple Grove	170	1:47:56	21:36	7:12	2:56	9-11-50-71-88-137-152	5-7-37-55-66-111-120
4	Harley-Allendale-Col	195	1:48:18	21:40	7:14	3:57	2-27-49-91-93-203-244	1-18-36-69-71-155-180
5	Oakfield-Alabama	221	1:51:01	22:13	7:25	1:57	21-58-65-70-76-101-172	14-45-50-54-58-77-132
6	 Addison	224	1:49:58	22:00	7:20	3:56	7-28-66-86-110-119-134	3-19-51-65-86-95-109
7	North East-PA	252	1:51:11	22:15	7:25	3:23	10-29-89-92-113-158-159	6-20-67-70-89-122-123
8	 Arkport-Canaseraga	280	1:52:54	22:35	7:32	2:49	20-59-80-99-109-210	13-46-61-75-85-161
9	Geneseo	311	1:53:31	22:43	7:35	6:13	8-47-56-98-204-209-234	4-34-43-74-156-160-173
10	Blue Ridge	318	1:54:13	22:51	7:37	2:35	26-82-84-105-118-191	17-62-64-81-94-145
11	Weedsport	360	1:54:56	23:00	7:40	4:33	12-74-75-142-161-250	8-56-57-114-125-183
12	 Cato-Meridian	361	1:55:00	23:00	7:40	4:41	15-42-96-146-173-201-238	10-30-72-116-133-154-176
13	 Pembroke	417	2:00:57	24:12	8:04	9:12	38-48-53-160-270	26-35-40-124-192
14	 Byron-Bergen	436	1:58:20	23:40	7:54	1:41	90-100-108-111-155-168	68-76-84-87-121-129
15	Smethport Area-PA	438	1:57:57	23:36	7:52	8:14	5-106-107-123-228-267	2-82-83-99-172-189
16	Northwestern-PA	440	1:58:03	23:37	7:53	3:55	30-79-122-164-174	21-60-98-127-134
17	 Trumansburg	462	1:58:17	23:40	7:54	1:39	67-114-124-131-140-143-224	52-90-100-107-113-115-170
18	Jasper-Troupsburg	483	1:59:33	23:55	7:59	3:43	52-103-130-147-187-217	39-79-106-117-142-163
19	 Red Creek	490	2:00:06	24:02	8:01	3:05	54-97-135-170-175-190-272	41-73-110-131-135-144-193
20	 Livonia	493	2:00:19	24:04	8:02	3:33	64-83-126-166-198-225	49-63-102-128-151-171
21	Thomas Edison	496	2:00:09	24:02	8:01	2:54	77-102-128-138-188-241	59-78-104-112-143-177

Race 5 - Girls Varsity A-2 (Small schools) - 3 Mile

10/2/2021 - 10:16am








Team Results

Place	Team	Score	Team Time	Runner Avg	Avg Mile	5 Man Gap	Finish Order	Scoring Order
22	 Randolph	523	2:01:53	24:23	8:08	6:10	19-61-194-199-218	12-47-148-152-164
23	Gowanda Central	534	2:05:21	25:05	8:22	9:41	22-34-185-220-268	15-23-140-166-190
24	Barker HS	538	2:01:43	24:21	8:07	5:31	35-127-149-162-221	24-103-118-126-167
25	Northeast Bradford	568	2:06:22	25:17	8:26	8:57	43-115-117-214-269-273	31-91-93-162-191-194
26	Buffalo Seminary	603	2:05:34	25:07	8:23	7:09	24-121-193-223-236	16-97-147-169-174
27	Susquehanna Comm-PA	607	2:07:22	25:29	8:30	7:14	69-104-179-196-260	53-80-137-149-188
28	Franklinville	634	2:05:02	25:01	8:21	2:33	120-129-169-192-205-243-253	96-105-130-146-157-179-186
29	 Kendall	656	2:07:53	25:35	8:32	5:51	57-180-186-206-237	44-138-141-158-175
30	Eisenhower	683	2:08:53	25:47	8:36	5:36	112-150-183-200-251	88-119-139-153-184
31	LaFayette	750	2:11:39	26:20	8:47	4:55	132-176-207-219-248	108-136-159-165-182
32	Otto Eldred-PA	862	2:19:23	27:53	9:18	3:14	197-222-242-246-252-258	150-168-178-181-185-187
DNP	 Pavilion		1:32:50	23:13	7:45		3-25-156-232	4 Runners
DNP	Red Jacket		1:34:37	23:40	7:54		6-148-163-189	4 Runners
DNP	 Clyde-Savannah		1:36:12	24:03	8:01		4-81-213-226	4 Runners
DNP	Rocky Grove-PA		1:43:43	25:56	8:39		60-208-216-235	4 Runners
DNP	Alexander Central		1:47:58	27:00	9:00		94-181-255-263	4 Runners
DNP	Faith Heritage		1:48:54	27:14	9:05		141-229-230-247	4 Runners
DNP	Caledonia-Mumford		1:11:28	23:50	7:57		85-87-182	3 Runners
DNP	Notre Dame - Elmira		1:12:46	24:16	8:06		14-72-257	3 Runners
DNP	 Tri-Valley		1:13:10	24:24	8:08		32-95-245	3 Runners
DNP	 Onondaga		1:15:50	25:17	8:26		23-151-266	3 Runners
DNP	Cowanesque Valley		1:17:33	25:51	8:37		153-165-231	3 Runners
DNP	 Fabius-Pompey		1:18:20	26:07	8:43		167-211-212	3 Runners
DNP	Avoca-Prattsburgh		1:18:25	26:09	8:43		154-178-240	3 Runners
DNP	 Bishop Kearney		1:19:08	26:23	8:48		139-195-249	3 Runners
DNP	 Marcus Whitman		1:19:44	26:35	8:52		144-202-254	3 Runners

Race 5 - Girls Varsity A-2 (Small schools) - 3 Mile

10/2/2021 - 10:16am

Team Results

Place	Team	Score	Team Time	Runner Avg	Avg Mile	5 Man Gap	Finish Order	Scoring Order
DNP	 Moravia		1:21:44	27:15	9:05		36-261-265	3 Runners
DNP	 Hamilton		44:14	22:07	7:23		33-78	2 Runners
DNP	Frewsburg Central		44:25	22:13	7:25		45-73	2 Runners
DNP	Oswayo Valley-PA		45:00	22:30	7:30		62-68	2 Runners
DNP	Wheatland-Chili		49:26	24:43	8:15		133-177	2 Runners
DNP	 Notre Dame-Batavia		54:11	27:06	9:02		215-227	2 Runners
DNP	 Warsaw		1:05:34	32:47	10:56		264-274	2 Runners
DNP	 Carthage		18:25	18:25	6:09		1	1 Runner
DNP	Cuba-Rushford-Hinsdale		20:30	20:30	6:50		16	1 Runner
DNP	St. Mary's HS - Lancaster		20:37	20:37	6:53		18	1 Runner
DNP	Coudersport		24:24	24:24	8:08		145	1 Runner
DNP	 Marathon		24:45	24:45	8:15		157	1 Runner
DNP	Northstar Christian		25:10	25:10	8:24		171	1 Runner
DNP	Holley Central		27:56	27:56	9:19		233	1 Runner
DNP	 Campbell-Savona		29:47	29:47	9:56		259	1 Runner

Race 5 - Girls Varsity A-2 (Small schools) - 3 Mile

10/2/2021 - 10:16am

Individual Results

Place	Name	Grade	Team	Time	Points
1	Micki Fieldiong	12	Carthage	18:24.2	
2	Tea Malone-Bonacci	11	Harley-Allendale-Col	19:10.3	1
3	Alexa Wolcott	12	Pavilion	19:14.6	
4	Kylie Paylor	11	Clyde-Savannah	19:16.7	
5	jenna gregory	12	Smethport Area-PA	19:25.8	2
6	Madalenn Fee	12	Red Jacket	19:33.2	
7	Faith Skowvron	11	Addison	19:38.0	3
8	Catherine Staley	9	Geneseo	19:57.4	4
9	Abby Brunenavs	12	Maple Grove	20:06.7	5
10	Maddy Hammond	12	North East-PA	20:13.4	6
11	Allison Bohall	10	Maple Grove	20:16.7	7
12	Allison House	12	Weedsport	20:19.1	8
13	Zara Olsen	8	Honeoye Central	20:26.5	9
14	Riley Soehnlein	12	Notre Dame - Elmira	20:27.3	
15	Maggie Brown	8	Cato-Meridian	20:28.7	10
16	Libby Drum	10	Cuba-Rushford-Hinsdale	20:29.3	
17	Hannah Schauman	11	Clymer-Sherman-Panama	20:30.7	11
18	Margaret Nawojski	12	St. Mary's HS - Lancaster	20:36.7	
19	Sydney Smith	12	Randolph	20:42.6	12
20	Jenna Franklin	11	Arkport-Canaseraga	20:44.8	13
21	Caroline Luft	8	Oakfield-Alabama	20:49.8	14
22	Autumn Pupo	9	Gowanda Central	20:50.9	15
23	Natalie Price	11	Onondaga	20:53.1	
24	Fiona Murphy	10	Buffalo Seminary	20:53.7	16
25	Brisel Diaz-Tolentino	10	Pavilion	20:57.7	
26	Emma Piechocki	9	Blue Ridge	21:07.0	17
27	Mary Cotter	12	Harley-Allendale-Col	21:08.3	18
28	Julia Benton	10	Addison	21:13.1	19
29	Maddie Hartner	12	North East-PA	21:13.7	20
30	Reagan Pettis	12	Northwestern-PA	21:16.6	21
31	Trillium Jerome	10	Honeoye Central	21:18.6	22
32	Amelia Mickelson	10	Tri-Valley	21:20.5	
33	Caitlyn Acompora	12	Hamilton	21:25.2	
34	Calie Hudson	10	Gowanda Central	21:26.5	23
35	Mikala Woock	9	Barker HS	21:26.8	24
36	Olivia Genson	9	Moravia	21:27.6	
37	Cora Gillette	9	Honeoye Central	21:27.9	25

Place	Name	Grade	Team	Time	Points
38	Ainsley Czechowicz	12	Pembroke	21:29.0	26
39	Jewel Olsen	11	Honeoye Central	21:29.4	27
40	Tayden Persons	10	Clymer-Sherman-Panama	21:34.8	28
41	Leighanne Swan	11	Clymer-Sherman-Panama	21:36.2	29
42	Elaina Williams	9	Cato-Meridian	21:42.6	30
43	Lilah Hughes	9	Northeast Bradford	21:42.9	31
44	Solki Martin-Lacayo	9	Clymer-Sherman-Panama	21:43.0	32
45	Rylee Gore	12	Frewsburg Central	21:43.1	
46	Payden Mortensen	12	Honeoye Central	21:44.5	33
47	Mallory Rice	11	Geneseo	21:45.7	34
48	Olivia Breeden	9	Pembroke	21:46.5	35
49	Amani Babigian	9	Harley-Allendale-Col	21:46.7	36
50	Hannah Tarbrake	12	Maple Grove	21:50.3	37
51	Deidre Cavness	9	Clymer-Sherman-Panama	21:51.9	38
52	Maeve Robarge	12	Jasper-Troupsburg	21:57.3	39
53	Emma DeMarzio	8	Pembroke	22:13.5	40
54	Brynita Haas	12	Red Creek	22:13.6	41
55	Clare Griffin	11	Honeoye Central	22:14.0	42
56	Jasmine Rozalski	11	Geneseo	22:15.9	43
57	Hannah Brundage	10	Kendall	22:17.7	44
58	Brooke Kennedy	11	Oakfield-Alabama	22:17.9	45
59	NyVeah Stewart	10	Arkport-Canaseraga	22:20.8	46
60	Kaylin Jacoby	10	Rocky Grove-PA	22:21.1	
61	Gracy Rowland	8	Randolph	22:21.4	47
62	Charlotte Austin-Keech	9	Oswayo Valley-PA	22:24.0	
63	Haley Odell	10	Clymer-Sherman-Panama	22:26.7	48
64	Cami Rode	11	Livonia	22:26.9	49
65	Kayla Harding	11	Oakfield-Alabama	22:27.7	50
66	Sarah Lyons	11	Addison	22:32.6	51
67	Alex Zoner	12	Trumansburg	22:35.1	52
68	Madison Taylor	9	Oswayo Valley-PA	22:35.1	
69	Julianna Bradley	11	Susquehanna Comm-PA	22:38.3	53
70	McKenna Johnson	12	Oakfield-Alabama	22:39.3	54
71	Presley Haines	9	Maple Grove	22:39.9	55

Race 5 - Girls Varsity A-2 (Small schools) - 3 Mile

10/2/2021 - 10:16am

Individual Results

Place	Name	Grade	Team	Time	Points
72	Maura Devlin	12	Notre Dame - Elmira	22:41.2	
73	Teghan Trocki	9	Frewsburg Central	22:41.3	
74	Olivia Snodgrass	9	Weedsport	22:44.5	56
75	Sarah Carroll	12	Weedsport	22:44.7	57
76	Angelina Luker	10	Oakfield-Alabama	22:46.1	58
77	Maura Heraghty	11	Thomas Edison	22:48.6	59
78	Lexi Lapp	12	Hamilton	22:48.8	
79	Angelina Thomas	12	Northwestern-PA	22:51.2	60
80	Lizzy Young	9	Arkport-Canaseraga	22:51.6	61
81	Jenna Conaway	11	Clyde-Savannah	22:53.1	
82	Madeline Naylor	10	Blue Ridge	22:54.2	62
83	Alyssa Healy	11	Livonia	22:57.2	63
84	Lillian Bleck	12	Blue Ridge	22:59.1	64
85	Aaliya Kocher	11	Caledonia-Mumford	22:59.6	
86	Sydney Ribble	9	Addison	23:00.1	65
87	Emily Haire	9	Caledonia-Mumford	23:00.2	
88	Lizzy Lai	11	Maple Grove	23:01.8	66
89	Norah Carver	10	North East-PA	23:02.3	67
90	Katherine Rogoyski	8	Byron-Bergen	23:03.1	68
91	Josie Leit	11	Harley-Allendale-Col	23:04.9	69
92	Samantha Abate	10	North East-PA	23:05.2	70
93	Sapna Yosha	8	Harley-Allendale-Col	23:07.2	71
94	Jadyn Mullen	12	Alexander Central	23:09.1	
95	Brynn Poley	9	Tri-Valley	23:11.1	
96	Julia Wilson	11	Cato-Meridian	23:15.3	72
97	Morgan Tompkins	11	Red Creek	23:19.3	73
98	Chloe Barnard	12	Geneseo	23:21.6	74
99	Claire Volk	12	Arkport-Canaseraga	23:22.7	75
100	Grace Shepard	12	Byron-Bergen	23:25.9	76
101	Jadyn Brummert	11	Oakfield-Alabama	23:26.4	77
102	Josey Burleigh	11	Thomas Edison	23:27.4	78
103	Kora Dininny	10	Jasper-Troupsburg	23:29.1	79
104	Paytyn Sellitto	10	Susquehanna Comm-PA	23:29.7	80
105	Cameron Robinson	12	Blue Ridge	23:31.2	81
106	teah howard	10	Smethport Area-PA	23:31.3	82
107	faith miller	11	Smethport Area-PA	23:31.4	83
108	Stephanie Onderdonk	10	Byron-Bergen	23:32.6	84
109	Chloe Herman	11	Arkport-Canaseraga	23:33.3	85

Place	Name	Grade	Team	Time	Points
110	Kylie Putnam	11	Addison	23:33.9	86
111	Zoey Shepard	11	Byron-Bergen	23:34.3	87
112	Sydney Cronmiller	12	Eisenhower	23:34.5	88
113	Lynzey Reinsel	10	North East-PA	23:35.6	89
114	Eleanor Asbrand	11	Trumansburg	23:36.9	90
115	Melanie Shumway	10	Northeast Bradford	23:37.9	91
116	Brooke Warner	8	Clymer-Sherman-Pa nama	23:38.0	92
117	Amelia Kapr	9	Northeast Bradford	23:40.1	93
118	Ashley Tomassacci	12	Blue Ridge	23:41.4	94
119	Ivy Hill	9	Addison	23:44.1	95
120	Tarryn Herman	12	Franklinville	23:47.1	96
121	Jocelyn Rath	11	Buffalo Seminary	23:47.2	97
122	Cheyenne Barker	9	Northwestern-PA	23:48.5	98
123	kaylee edgar	9	Smethport Area-PA	23:48.7	99
124	Allison Lewis	11	Trumansburg	23:49.4	100
125	Kate Reynolds	11	Honeoye Central	23:49.6	101
126	Carly Lang	11	Livonia	23:51.5	102
127	Shelby Dauphinee	9	Barker HS	23:55.0	103
128	Mayla Falank	9	Thomas Edison	23:57.4	104
129	Nicole Burton	12	Franklinville	23:58.9	105
130	Kiersten Lamphier	10	Jasper-Troupsburg	24:00.1	106
131	Ce Walker	9	Trumansburg	24:01.3	107
132	Carlee Clemens	9	LaFayette	24:04.2	108
133	Katie Smith	8	Wheatland-Chili	24:04.9	
134	Andrea Salinas	12	Addison	24:05.7	109
135	Lindsie Yonker	9	Red Creek	24:06.7	110
136	Jasmine Scheele	11	Honeoye Central	24:10.7	
137	Gabrielle Haines	11	Maple Grove	24:11.3	111
138	Sophia Mirando	10	Thomas Edison	24:13.3	112
139	Lana Rumble	10	Bishop Kearney	24:13.4	
140	Madison Feely	12	Trumansburg	24:14.0	113
141	Lauryn Lape	9	Faith Heritage	24:15.4	
142	Kayla Clark	12	Weedsport	24:15.5	114
143	Violet Zoner	12	Trumansburg	24:16.5	115
144	Bryanna Speers	10	Marcus Whitman	24:22.3	
145	Emma Chambers	11	Coudersport	24:23.1	
146	Ariana Proper	11	Cato-Meridian	24:23.5	116
147	Caitlin Lamphier	10	Jasper-Troupsburg	24:25.6	117

Race 5 - Girls Varsity A-2 (Small schools) - 3 Mile

10/2/2021 - 10:16am

Individual Results

Place	Name	Grade	Team	Time	Points
148	Aurora Parks	8	Red Jacket	24:26.5	
149	Kaitlyn Goodwin	12	Barker HS	24:30.0	118
150	Gracie Anthony	12	Eisenhower	24:31.6	119
151	Madelyn Schultz	9	Onondaga	24:35.2	
152	Lucy Kohl	12	Maple Grove	24:35.9	120
153	Ali Bieser	11	Cowanesque Valley	24:37.4	
154	Rosa Hernandez	12	Avoca-Prattsburgh	24:42.4	
155	Hanna Loewke	10	Byron-Bergen	24:43.8	121
156	Isabell Alwardt	9	Pavilion	24:44.1	
157	Rylee Thomas	11	Marathon	24:44.9	
158	Abby Falk	9	North East-PA	24:46.7	122
159	Lily Bement	11	North East-PA	24:47.0	123
160	Rylee Seelau	11	Pembroke	24:47.3	124
161	Elena Amodei	11	Weedspport	24:51.9	125
162	Emma Evans	10	Barker HS	24:53.7	126
163	Abby Lepel	11	Red Jacket	24:54.5	
164	Zaleigh Wade	12	Northwestern-PA	24:55.0	127
165	Teagan Jones	10	Cowanesque Valley	25:01.8	
166	Sara Perdue	12	Livonia	25:03.1	128
167	Elizabeth Urbina	10	Fabius-Pompey	25:04.0	
168	Dayanara Caballero	11	Byron-Bergen	25:05.0	129
169	Margaret McAuley	12	Franklinville	25:07.8	130
170	Ella Reynolds	12	Red Creek	25:07.9	131
171	Sydney Monroe	11	Northstar Christian	25:09.2	
172	Evelyn Rebert	12	Oakfield-Alabama	25:09.7	132
173	Nadia Dudley	10	Cato-Meridian	25:09.7	133
174	Amelia Howells	11	Northwestern-PA	25:11.0	134
175	Elissa Perkins	10	Red Creek	25:18.1	135
176	Amelia Evans	8	LaFayette	25:18.7	136
177	Grace Gocher	10	Wheatland-Chili	25:20.9	
178	Morgan Chaney	12	Avoca-Prattsburgh	25:23.3	
179	Amy Dahm	11	Susquehanna Comm-PA	25:25.0	137
180	Inez Stangler	9	Kendall	25:26.9	138
181	Laurel Kania	11	Alexander Central	25:27.3	
182	Leah Brabant	11	Caledonia-Mumford	25:27.6	
183	Alyssa Wismar	9	Eisenhower	25:31.5	139
184	Anna Carlineo	11	Addison	25:32.0	
185	Kailyn Farner	10	Gowanda Central	25:36.6	140

Place	Name	Grade	Team	Time	Points
186	Makenzie Czeh	11	Kendall	25:38.6	141
187	Cash Perry	11	Jasper-Troupsburg	25:40.1	142
188	Isabella Mofte	9	Thomas Edison	25:42.2	143
189	Annaelle Smith-Fee	10	Red Jacket	25:42.8	
190	Tessa Crawford	9	Red Creek	25:45.6	144
191	Olivia Phillips	10	Blue Ridge	25:48.0	145
192	Emily Ossont	12	Franklinville	25:48.1	146
193	Isabela Nieves	11	Buffalo Seminary	25:51.1	147
194	Lucy VanRensselaer	12	Randolph	25:53.4	148
195	Amelia Kuhn	9	Bishop Kearney	25:54.0	
196	Zoey Cramer	11	Susquehanna Comm-PA	25:56.3	149
197	Edahlia Sebastian	10	Otto Eldred-PA	25:57.0	150
198	Ollie Turek	11	Livonia	25:59.3	151
199	Lilly McDonald	11	Randolph	26:02.6	152
200	Lasecki Chloe	12	Eisenhower	26:04.6	153
201	Bailey Impson	9	Cato-Meridian	26:05.9	154
202	Alyssa Dailey	9	Marcus Whitman	26:07.2	
203	Vivian Rothberg	12	Harley-Allendale-Col	26:08.0	155
204	Zoe Neiderbach	11	Geneseo	26:10.0	156
205	Ryanna Herrick	10	Franklinville	26:19.3	157
206	Libby Snyder	12	Kendall	26:21.0	158
207	Grace Caughey	12	LaFayette	26:23.3	159
208	Riley Bordell	9	Rocky Grove-PA	26:30.2	
209	Ayla Ray	11	Geneseo	26:33.0	160
210	Yasmin Ford	11	Arkport-Canaseraga	26:35.2	161
211	Edie Cox	12	Fabius-Pompey	26:35.5	
212	Madeline Marshal	9	Fabius-Pompey	26:40.3	
213	Jessica Montemoranc	11	Clyde-Savannah	26:40.8	
214	Lilly Kapr	12	Northeast Bradford	26:41.2	162
215	Lindsey Weidman	12	Notre Dame-Batavia	26:46.6	
216	Mckenna Bordell	10	Rocky Grove-PA	26:50.0	
217	Vivien Robarge	11	Jasper-Troupsburg	26:51.5	163
218	Sierra Smith	10	Randolph	26:52.5	164
219	Leah Patterson	9	LaFayette	26:53.1	165
220	Ke'ya Stevens	10	Gowanda Central	26:54.8	166
221	Rachel Samson	9	Barker HS	26:56.9	167
222	Mackenzie Miller	11	Otto Eldred-PA	26:58.2	168
223	Gabriella Mercado	11	Buffalo Seminary	26:59.1	169

Race 5 - Girls Varsity A-2 (Small schools) - 3 Mile

10/2/2021 - 10:16am

Individual Results

Place	Name	Grade	Team	Time	Points
224	Ayala Coffin	10	Trumansburg	26:59.7	170
225	Reagan Sykes	11	Livonia	27:20.0	171
226	Marissa Miller	9	Clyde-Savannah	27:20.7	
227	Maggie Woodruff	12	Notre Dame-Batavia	27:23.5	
228	ruth line	10	Smethport Area-PA	27:39.0	172
229	Susannah Matzal	12	Faith Heritage	27:48.0	
230	Nicole Fraser	11	Faith Heritage	27:52.3	
231	Ryann Slusser	11	Cowanesque Valley	27:53.0	
232	Ethelyn Reinhart	10	Pavilion	27:53.5	
233	CeCe Farruggia	10	Holley Central	27:55.7	
234	Ava Scoville	11	Geneseo	27:57.6	173
235	Ryleigh Baughman	9	Rocky Grove-PA	28:01.3	
236	Andrea Alave	11	Buffalo Seminary	28:02.1	174
237	Kiersten Rodas	12	Kendall	28:08.4	175
238	Chelsea Dennison	12	Cato-Meridian	28:09.5	176
239	Mary Cassidy	10	Trumansburg	28:13.9	
240	Lacey Loucks	12	Avoca-Prattsburgh	28:18.7	
241	Riley Thresher	10	Thomas Edison	28:26.6	177
242	Halle Wilson	9	Otto Eldred-PA	28:29.4	178
243	Riley Moffat	12	Franklinville	28:31.6	179
244	Giana Milazzo	12	Harley-Allendale-Col	28:37.2	180
245	Chrissy Wachter	9	Tri-Valley	28:37.6	
246	Malorie Housler	10	Otto Eldred-PA	28:47.1	181
247	Isabella Capone	11	Faith Heritage	28:57.9	
248	Claire Zehner	9	LaFayette	28:59.0	182
249	Breanna Fell	9	Bishop Kearney	28:59.7	
250	Abigail Gleason	11	Weedspport	29:02.1	183
251	Brooke Andersen	11	Eisenhower	29:10.2	184
252	Gracie DeLong	12	Otto Eldred-PA	29:10.7	185
253	Sarah Weber	11	Franklinville	29:13.0	186
254	Mackenna Staley	9	Marcus Whitman	29:14.1	
255	Ashley Isherwood	10	Alexander Central	29:19.6	
256	Eva Nielsen	11	Harley-Allendale-Col	29:32.9	
257	Isabella Mashewske	9	Notre Dame - Elmira	29:37.5	
258	Sara DeLong	9	Otto Eldred-PA	29:41.5	187
259	Harley Hilligus	11	Campbell-Savona	29:46.1	
260	Sarah Day	11	Susquehanna Comm-PA	29:52.1	188
261	Taryn Langtry	12	Moravia	29:54.9	

Place	Name	Grade	Team	Time	Points
262	Sophia Zogby	9	Cato-Meridian	29:55.4	
263	Anna Slenker	12	Alexander Central	30:01.3	
264	Mattie Burger	11	Warsaw	30:15.9	
265	Evelyn Ottaviano	9	Moravia	30:20.9	
266	Mackenzie Schmidt	9	Onondaga	30:21.5	
267	julianna cole	10	Smethport Area-PA	30:29.4	189
268	Emma Schindler	11	Gowanda Central	30:31.7	190
269	Meg Russell	12	Northeast Bradford	30:39.0	191
270	Anneka Pray	10	Pembroke	30:40.6	192
271	Kayden Schmidt	10	Trumansburg	30:48.4	
272	Juliana Camacho	9	Red Creek	35:12.6	193
273	Cordi Wills	10	Northeast Bradford	35:13.7	194
274	Maranda Weigley	12	Warsaw	35:17.4	