






McQuaid Invitational

Rochester

Race 4 - Girls J.V. for small schools - 3 Mile

10/2/2021 - 9:52am

Team Results

Place	Team	Score	Team Time	Runner Avg	Avg Mile	5 Man Gap	Finish Order	Scoring Order
1	Newfane Central	23	1:55:48	23:10	7:44	1:52	1-5-7-8-11-17-19	1-3-5-6-8-9-11
2	 Clymer-Sherman-Panama	35	1:59:22	23:53	7:58	2:58	2-6-10-18-21-28-29	2-4-7-10-12-13-14
DNP	 Medina		1:47:26	26:52	8:58		16-24-30-31	4 Runners
DNP	 Voorheesville		1:12:39	24:13	8:05		13-14-15	3 Runners
DNP	 Westhill		1:17:08	25:43	8:35		4-22-35	3 Runners
DNP	 Williamson Central		1:27:59	29:20	9:47		32-42-46	3 Runners
DNP	 Byron-Bergen		1:28:11	29:24	9:48		33-44-45	3 Runners
DNP	 Honeoye Central		1:31:31	30:31	10:11		41-47-49	3 Runners
DNP	 Alden		47:38	23:49	7:57		9-12	2 Runners
DNP	Tonawanda HS		55:15	27:38	9:13		26-27	2 Runners
DNP	 Franklin		57:30	28:45	9:35		37-39	2 Runners
DNP	Twin Tiers CA		22:18	22:18	7:26		3	1 Runner
DNP	East Palmyra Christian		26:20	26:20	8:47		23	1 Runner
DNP	Notre Dame-Easton-PA		27:34	27:34	9:12		25	1 Runner
DNP	Nichols		28:20	28:20	9:27		36	1 Runner
DNP	 Marathon		28:59	28:59	9:40		40	1 Runner
DNP	 Arkport-Canaseraga		29:49	29:49	9:57		43	1 Runner
DNP	Franklinville		30:41	30:41	10:14		48	1 Runner

Race 4 - Girls J.V. for small schools - 3 Mile

10/2/2021 - 9:52am

Individual Results

Place	Name	Grade	Team	Time	Points
1	Isabella Pasquale	9	Newfane Central	22:03.1	1
2	Eve Johnson	9	Clymer-Sherman-Pa nama	22:06.0	2
3	Caroline Proctor	11	Twin Tiers CA	22:17.9	
4	Emily Balduzzi	9	Westhill	22:31.9	
5	Lucy Ingro	11	Newfane Central	22:32.2	3
6	Cassie Marucci	10	Clymer-Sherman-Pa nama	23:33.7	4
7	Niamh Thompson	9	Newfane Central	23:37.1	5
8	Avery Stevenson	9	Newfane Central	23:40.3	6
9	Sophia Mikulski	9	Alden	23:41.6	
10	Tess Flikkema	9	Clymer-Sherman-Pa nama	23:53.9	7
11	Adoree Naylor	12	Newfane Central	23:54.9	8
12	Sylvia Witmer	9	Alden	23:55.7	
13	Jenna Romani	10	Voorheesville	24:00.2	
14	Ivy Smith	9	Voorheesville	24:04.9	
15	Kali Munro	10	Voorheesville	24:33.3	
16	Faith Baker-Austin	8	Medina	24:39.2	
17	Bridget Martin	12	Newfane Central	24:42.6	9
18	Lily Borowski	9	Clymer-Sherman-Pa nama	24:44.2	10
19	Cythia Carpenter	12	Newfane Central	24:52.0	11
20	Hannah Shulz	10	Newfane Central	24:57.2	
21	Lauren Gibbs	10	Clymer-Sherman-Pa nama	25:03.4	12
22	Abbey Vaughan	11	Westhill	26:16.5	
23	Kaylie Horton	12	East Palmyra Christian	26:19.5	
24	Tirsa Converso	9	Medina	27:01.4	
25	Brittany Nestor	10	Notre Dame-Easton-PA	27:33.8	
26	Aubrey Sevenski	7	Tonawanda HS	27:35.2	
27	Alexia Grimaldi	9	Tonawanda HS	27:39.0	
28	Abby Becker	10	Clymer-Sherman-Pa nama	27:47.9	13
29	Liz Anderson	10	Clymer-Sherman-Pa nama	27:49.9	14
30	Natalie Herbert	8	Medina	27:52.4	
31	Tessa Biesinger	9	Medina	27:52.4	
32	Danila Andreis	12	Williamson Central	27:52.8	

Place	Name	Grade	Team	Time	Points
33	Camryn Brookhart	12	Byron-Bergen	27:53.6	
34	Sienna Bowers	9	Newfane Central	28:02.5	
35	Morgan Heise	9	Westhill	28:19.1	
36	Lexi Brannen	11	Nichols	28:19.4	
37	Kaniyah Cooper	10	Franklin	28:33.4	
38	Melody Xu	9	Newfane Central	28:37.1	
39	Delphine Nishimwe	10	Franklin	28:56.1	
40	Larina Cochran	9	Marathon	28:59.0	
41	Jessie Ward	10	Honeoye Central	29:40.3	
42	Evonne Buwalda	11	Williamson Central	29:46.3	
43	Alivia Kocan	10	Arkport-Canaseraga	29:48.5	
44	Molly Simms	12	Byron-Bergen	30:01.8	
45	Cassidy Ball	11	Byron-Bergen	30:14.9	
46	Gracie Gasparri	10	Williamson Central	30:19.8	
47	Mollie Asquino	10	Honeoye Central	30:28.8	
48	Amelia Freer	9	Franklinville	30:40.5	
49	Rylee Barend	10	Honeoye Central	31:21.7	