


















# McQuaid Invitational

## Rochester

### Race 21 - Girls J.V. for Large schools - 3 Mile

10/2/2021 - 3:56pm



### Team Results

Place	Team	Score	Team Time	Runner Avg	Avg Mile	5 Man Gap	Finish Order	Scoring Order
1	 Shenendehowa	23	1:47:02	21:25	7:09	1:07	1-2-5-7-8-9-12	1-2-5-7-8-9-12
2	 Liverpool	61	1:51:22	22:17	7:26	2:11	3-6-10-19-36-44-52	3-6-10-15-27-35-42
3	 Fairport	106	1:55:34	23:07	7:43	1:18	13-21-28-29-39-41-43	13-16-23-24-30-32-34
4	 Corning	130	1:55:50	23:10	7:44	3:14	4-23-24-40-75-88-89	4-18-19-31-58-65-66
5	 Orchard Park	152	1:57:40	23:32	7:51	1:41	11-32-45-47-51-86-112	11-26-36-38-41-63-79
6	 Clarence	199	2:00:00	24:00	8:00	1:25	26-37-49-71-73-95	21-28-39-55-56-72
7	Ithaca	204	1:59:35	23:55	7:59	1:59	17-22-70-76-77-92-99	14-17-54-59-60-69-74
8	West Genesee	210	2:00:20	24:04	8:02	0:38	38-50-54-61-62-64-65	29-40-44-48-49-50-51
9	 Webster Thomas	242	2:02:00	24:24	8:08	2:21	25-55-68-74-90-100-111	20-45-53-57-67-75-78
10	Lakewood-OH	247	2:06:55	25:23	8:28	7:18	31-42-46-85-148-155	25-33-37-62-90-92
11	 Churchville-Chili	286	2:04:58	25:00	8:20	2:58	27-60-87-102-107-114-129	22-47-64-76-77-80-86
12	 Penfield	309	2:06:37	25:20	8:27	3:03	53-57-91-93-119	43-46-68-70-82
13	 Baldwinsville	351	2:09:23	25:53	8:38	2:41	67-84-97-117-122-141-149	52-61-73-81-84-88-91
14	 Hilton	415	2:20:25	28:05	9:22	4:59	94-120-127-140-147	71-83-85-87-89
DNP	 Victor Central		1:33:35	23:24	7:48		15-16-34-79	4 Runners
DNP	 McDowell		1:43:59	26:00	8:40		33-63-125-136	4 Runners
DNP	 Hamburg		1:48:37	27:10	9:04		98-109-123-139	4 Runners
DNP	 Vestal		1:17:13	25:45	8:35		80-104-105	3 Runners
DNP	 Horseheads		1:20:03	26:41	8:54		48-78-154	3 Runners
DNP	 Gates Chili		1:26:10	28:44	9:35		69-152-153	3 Runners
DNP	Rush-Henrietta		51:40	25:50	8:37		72-118	2 Runners

# Race 21 - Girls J.V. for Large schools - 3 Mile

10/2/2021 - 3:56pm

## Team Results

Place	Team	Score	Team Time	Runner Avg	Avg Mile	5 Man Gap	Finish Order	Scoring Order
DNP	Niagara Falls		58:07	29:04	9:42		133-144	2 Runners
DNP	 West Seneca West		27:32	27:32	9:11		126	1 Runner
DNP	 Greece Olympia		30:13	30:13	10:05		145	1 Runner

# Race 21 - Girls J.V. for Large schools - 3 Mile

10/2/2021 - 3:56pm

## Individual Results

Place	Name	Grade	Team	Time	Points
1	Maddie Alheim	11	Shenendehowa	20:49.4	1
2	Tessa Bossom	12	Shenendehowa	21:13.5	2
3	Addison Miles	9	Liverpool	21:19.5	3
4	Meghan McLaughlin	10	Corning	21:25.9	4
5	Iris Wiedmann	11	Shenendehowa	21:28.8	5
6	Kaitlin Hotaling	9	Liverpool	21:31.9	6
7	Katie Strouse	12	Shenendehowa	21:34.1	7
8	Hailey Lentlie	11	Shenendehowa	21:56.1	8
9	Julia Weaver	12	Shenendehowa	22:07.6	9
10	Charlotte Warner	10	Liverpool	22:13.7	10
11	Ella Meunier	11	Orchard Park	22:21.9	11
12	Rosie Cui	12	Shenendehowa	22:24.2	12
13	Alannah Poplawski	10	Fairport	22:24.8	13
14	Brynn Glackin	12	Shenendehowa	22:25.1	
15	Claire Thaine	9	Victor Central	22:38.6	
16	Hanna Fields	11	Victor Central	22:38.7	
17	Emily Bellman	10	Ithaca	22:41.5	14
18	Megan Symans	11	Shenendehowa	22:45.0	
19	Kailin Barth	9	Liverpool	22:47.0	15
20	Caitlin Lee	11	Shenendehowa	22:50.9	
21	Julia Weber	11	Fairport	22:54.5	16
22	Jezabelle Browne	9	Ithaca	22:56.4	17
23	Anya Beres	9	Corning	23:00.4	18
24	Faith Tubbs	10	Corning	23:01.1	19
25	Telaney Kilian	12	Webster Thomas	23:09.3	20
26	Eva Wolfley	9	Clarence	23:12.6	21
27	Maria Mullen	9	Churchville-Chili	23:12.8	22
28	Morgan Donovan	11	Fairport	23:15.5	23
29	Abbey Moose	11	Fairport	23:17.0	24
30	Neha Nattanmai	12	Shenendehowa	23:19.4	
31	Lindsay Gregg	12	Lakewood-OH	23:20.5	25
32	Angela Totaro	12	Orchard Park	23:22.8	26
33	Samantha Faulkner	12	McDowell	23:24.8	
34	Madeline Bresnan	10	Victor Central	23:27.2	
35	Emily Calhoun	12	Shenendehowa	23:29.1	
36	Katherine Nash	11	Liverpool	23:29.8	27
37	Isabella Buck	10	Clarence	23:33.2	28
38	Janaya Jones	12	West Genesee	23:40.5	29
39	Hannah Aufderheide	11	Fairport	23:42.0	30

Place	Name	Grade	Team	Time	Points
40	Lindsay Casterline	9	Corning	23:42.5	31
41	Lily Pink	10	Fairport	23:44.6	32
42	Caleigh Naylor	12	Lakewood-OH	23:47.8	33
43	Emily Van Gorder	12	Fairport	23:53.5	34
44	Beatriz Gurgol	11	Liverpool	23:54.3	35
45	Elizabeth Scott	12	Orchard Park	23:54.7	36
46	Emma Murray	12	Lakewood-OH	23:54.9	37
47	Ella Stegner	10	Orchard Park	23:58.3	38
48	Jennifer Kruckow	11	Horseheads	23:58.8	
49	Sandra Curiel	11	Clarence	23:59.1	39
50	Mia Barnello	10	West Genesee	24:01.0	40
51	Emily Glaub	11	Orchard Park	24:02.3	41
52	Kaitlin Fico	11	Liverpool	24:03.7	42
53	Maria Huber	12	Penfield	24:04.1	43
54	Erin Fortune	10	West Genesee	24:05.2	44
55	Sara Rogers	11	Webster Thomas	24:07.0	45
56	Kyleigh Smith	11	Liverpool	24:09.0	
57	Molly Joyce	12	Penfield	24:12.2	46
58	Danielle Paton	12	Shenendehowa	24:13.6	
59	Lauren Emery	12	Shenendehowa	24:14.0	
60	Bella Mettler	10	Churchville-Chili	24:14.6	47
61	Payton Voss	10	West Genesee	24:15.2	48
62	Eva Murphy	12	West Genesee	24:17.8	49
63	Gracyn Farr	11	McDowell	24:20.4	
64	Rebecca Dickey	9	West Genesee	24:22.8	50
65	Grace McInerney	10	West Genesee	24:25.5	51
66	Anna Cholakis	12	Shenendehowa	24:25.6	
67	Keira Brady	9	Baldwinsville	24:28.2	52
68	Amanda Lowenguth	11	Webster Thomas	24:34.1	53
69	Samantha Wolf	11	Gates Chili	24:35.5	
70	Olivia Maxson	10	Ithaca	24:36.8	54
71	Samreet Kaur	9	Clarence	24:37.3	55
72	Elyssa Rheinwald	11	Rush-Henrietta	24:37.3	
73	Grace McKendry	9	Clarence	24:37.4	56
74	Leah Wirley	12	Webster Thomas	24:39.2	57
75	Sofia Scouten	10	Corning	24:39.3	58
76	Annalee Pratt	12	Ithaca	24:39.9	59
77	Lily Grover	11	Ithaca	24:40.3	60
78	Lauren Kozemko	8	Horseheads	24:41.9	

# Race 21 - Girls J.V. for Large schools - 3 Mile

10/2/2021 - 3:56pm

## Individual Results

Place	Name	Grade	Team	Time	Points
79	Maya Waterman	11	Victor Central	24:50.2	
80	Victoria Lamoureux	11	Vestal	24:59.3	
81	Alannah Edwards	9	Liverpool	25:00.3	
82	Katie White	11	Fairport	25:10.3	
83	Quinlan Craven	10	Fairport	25:10.9	
84	Evangeline Miller	9	Baldwinsville	25:12.5	61
85	Veruca Jouriles	12	Lakewood-OH	25:13.5	62
86	Jordan Eloff	11	Orchard Park	25:13.6	63
87	Gabby Toates	10	Churchville-Chili	25:16.2	64
88	Ella Kraft	9	Corning	25:21.1	65
89	Mckenzie Kaufman	9	Corning	25:26.7	66
90	Gretchen Coffed	11	Webster Thomas	25:30.1	67
91	Hadley Warren	11	Penfield	25:36.1	68
92	Zara Gervais	9	Ithaca	25:36.8	69
93	Grace Rund	11	Penfield	25:37.6	70
94	Samantha Striemer	11	Hilton	25:39.1	71
95	Marianna Priore	10	Clarence	25:39.9	72
96	Natalie Pacer	11	Fairport	25:40.0	
97	Emilee Salzman	11	Baldwinsville	25:42.1	73
98	Adeline Ford	12	Hamburg	25:45.0	
99	Anneke Ryan	9	Ithaca	25:50.6	74
100	Rylynn Strellick	12	Webster Thomas	25:51.4	75
101	Sylvie Dickerman	12	Corning	25:55.5	
102	Chenoa Lyon	9	Churchville-Chili	26:03.4	76
103	Lilyana Clearo	9	Liverpool	26:03.5	
104	Isabel Tumey	12	Vestal	26:06.7	
105	Ana Sargent	11	Vestal	26:06.8	
106	Avery Eachus	12	Shenendehowa	26:06.9	
107	Natalie Fraser	9	Churchville-Chili	26:10.2	77
108	Vera Chorba-Hoffman	11	Ithaca	26:17.6	
109	Mya Teijeira	12	Hamburg	26:20.0	
110	Daphne Karacay	10	Corning	26:20.6	
111	Emma Heerkens	12	Webster Thomas	26:21.3	78
112	Isabella Johnston	9	Orchard Park	26:31.6	79
113	Maura Kinast	10	Ithaca	26:35.6	
114	Annabelle Houlihan	9	Churchville-Chili	26:40.7	80
115	Elise Furstoss	9	Corning	26:40.8	
116	Emily Donohue	12	Fairport	26:47.4	
117	Caitlin Sacco	12	Baldwinsville	26:51.5	81

Place	Name	Grade	Team	Time	Points
118	Emma Martin	11	Rush-Henrietta	27:02.6	
119	Rose Pfeifer	11	Penfield	27:06.8	82
120	Dianna Bourret	11	Hilton	27:07.2	83
121	Mia Calabrese	11	Webster Thomas	27:07.7	
122	Elizabeth Conklin	11	Baldwinsville	27:08.5	84
123	Gabriella Blair	10	Hamburg	27:14.8	
124	Katerina Strong	9	Corning	27:17.0	
125	Anna Gibson	12	McDowell	27:27.2	
126	Lillian Hamilton	11	West Seneca West	27:31.4	
127	Sydney Michalowski	12	Hilton	27:35.9	85
128	Anna Patton	9	Corning	27:36.7	
129	Abby Lyon	11	Churchville-Chili	27:42.7	86
130	Emma Healy	10	Churchville-Chili	27:42.9	
131	Meghan Caraher	9	Liverpool	27:51.4	
132	Isabelle Fuentes	10	Orchard Park	28:00.9	
133	Amayah Cowart	8	Niagara Falls	28:10.6	
134	Sara Togni	12	Corning	28:21.0	
135	Rey Steitz	9	Fairport	28:29.5	
136	Pia Hayes	11	McDowell	28:45.7	
137	Elizabeth Higgins	9	Orchard Park	28:48.3	
138	Mary Hopkins	9	Ithaca	29:15.4	
139	Madelyn Zak	9	Hamburg	29:17.0	
140	Brayton Tripi	10	Hilton	29:24.6	87
141	Sophia Randolph	9	Baldwinsville	29:36.0	88
142	Kathryn Schaubert	9	Churchville-Chili	29:39.8	
143	Emily Stewart	11	Webster Thomas	29:54.2	
144	D'Rajanea Hill	10	Niagara Falls	29:55.8	
145	Joelle Altobelli	11	Greece Olympia	30:12.1	
146	Molly Fitzgerald	11	Churchville-Chili	30:30.4	
147	Joan Reichert	10	Hilton	30:37.4	89
148	Mackenzie Moraco	12	Lakewood-OH	30:37.9	90
149	Jessica Witz	10	Baldwinsville	30:39.3	91
150	Ashley Tubbs	11	Corning	30:41.0	
151	Talia Kedar	10	Ithaca	30:44.2	
152	Ehryn Pachla	11	Gates Chili	30:45.4	
153	Mackenzie Knapp	10	Gates Chili	30:48.5	
154	Tabitha Oakes	9	Horseheads	31:21.4	
155	Abby Hirsch	12	Lakewood-OH	31:58.8	92
156	Annabelle Smith	11	Orchard Park	33:56.2	

