






















# McQuaid Invitational

## Rochester

### Race 19 - Girls Jr. High #3 (Large schools) - 1.6 Mile

10/2/2021 - 3:28pm

### Team Results

Place	Team	Score	Team Time	Runner Avg	Avg Mile	5 Man Gap	Finish Order	Scoring Order
1	 Penfield	88	56:08	11:14	7:01	1:57	2-6-16-19-50-59-78	2-6-15-18-47-55-69
2	 Victor Central	97	57:06	11:26	7:09	0:59	12-14-18-21-37-47-70	11-13-17-20-36-44-63
3	 Ithaca	97	56:08	11:14	7:01	2:06	1-8-25-30-36-51-52	1-8-24-29-35-48-49
4	 Webster Thomas	144	58:50	11:46	7:22	1:02	13-28-33-34-43-71-86	12-27-32-33-40-64-73
5	 Rush-Henrietta	198	1:01:54	12:23	7:45	3:01	17-23-27-61-100-102-106	16-22-26-57-77-79-83
6	 Churchville-Chili	198	1:01:23	12:17	7:41	3:18	4-24-32-74-90-120-124	4-23-31-66-74-92-93
7	 Hilton	200	1:00:54	12:11	7:37	3:41	7-11-53-54-105-115-136	7-10-50-51-82-89-97
8	 Clarence	201	1:01:42	12:21	7:43	3:49	3-26-35-67-101-103-144	3-25-34-61-78-80-101
9	 Fairport	206	1:02:09	12:26	7:47	3:19	20-22-31-55-107-118-134	19-21-30-52-84-91-96
10	 Corning	222	1:01:30	12:18	7:42	1:03	29-41-46-58-64-68-110	28-38-43-54-59-62-86
11	 Lancaster	253	1:03:21	12:41	7:56	3:26	10-49-57-80-94-96-145	9-46-53-70-75-76-102
12	 Irondequoit	273	1:05:58	13:12	8:15	4:03	15-40-48-113-116-137	14-37-45-87-90-98
13	 Spencerport	295	1:05:41	13:09	8:13	3:30	44-45-63-66-125-128-158	41-42-58-60-94-95-104
14	 Union Endicott Track and Field	317	1:06:15	13:15	8:17	1:47	42-76-77-82-85-109-114	39-67-68-71-72-85-88
15	 Elmira	329	1:09:46	13:58	8:44	5:57	5-60-73-143-147-166-184	5-56-65-100-103-107-110
16	 Greece Olympia	499	1:24:24	16:53	10:33	3:49	104-138-162-164-167-168	81-99-105-106-108-109
DNP	 Hamburg		58:38	14:40	9:10		9-87-119-169	4 Runners
DNP	 Webster Schroeder		1:02:21	15:36	9:45		56-72-152-177	4 Runners
DNP	 Gates Chili		1:04:27	16:07	10:05		133-135-139-140	4 Runners
DNP	 Auburn		25:46	12:53	8:04		39-84	2 Runners
DNP	 Niagara Falls		28:57	14:29	9:03		81-121	2 Runners

# Race 19 - Girls Jr. High #3 (Large schools) - 1.6 Mile

10/2/2021 - 3:28pm

## Team Results

Place	Team	Score	Team Time	Runner Avg	Avg Mile	5 Man Gap	Finish Order	Scoring Order
DNP	Binghamton		12:00	12:00	7:30		38	1 Runner

# Race 19 - Girls Jr. High #3 (Large schools) - 1.6 Mile

10/2/2021 - 3:28pm

## Individual Results

Place	Name	Grade	Team	Time	Points
1	Tsadia Bercuvitz	7	Ithaca	9:50.1	1
2	Meera Renjen	8	Penfield	10:22.2	2
3	Emily Priset	8	Clarence	10:35.0	3
4	Hannah Khuns	7	Churchville-Chili	10:41.1	4
5	Ella Devlin	7	Elmira	10:45.0	5
6	Leah Grahovska	8	Penfield	10:45.3	6
7	Miranda Fioravanti	8	Hilton	10:47.1	7
8	Pelin Akdemir	8	Ithaca	10:48.5	8
9	Madison Ferro	7	Hamburg	10:49.6	
10	Victoria Mineo	8	Lancaster	10:49.6	9
11	Arlie Sears	7	Hilton	10:51.0	10
12	Maggie Christenson	8	Victor Central	10:58.7	11
13	Malia Shenoy	7	Webster Thomas	11:05.0	12
14	Sophia LaPenna	8	Victor Central	11:13.7	13
15	Aaralynn Arnold	7	Irondequoit	11:15.8	14
16	Haileigh Burger	8	Penfield	11:17.2	15
17	Alexus Luc	8	Rush-Henrietta	11:20.4	16
18	Kelsey Shaffer	7	Victor Central	11:21.8	17
19	Julia Tellier	7	Penfield	11:23.8	18
20	Helena Dixon	8	Fairport	11:25.0	19
21	Talia Bailey	7	Victor Central	11:34.1	20
22	Mattéa Keller	8	Fairport	11:35.2	21
23	Isabella Artessa	8	Rush-Henrietta	11:36.3	22
24	Georgia Fitzgerald	8	Churchville-Chili	11:37.6	23
25	Skyla Lee-Byrnes	8	Ithaca	11:41.1	24
26	Megean Garrant	7	Clarence	11:47.2	25
27	Emma DeWald	7	Rush-Henrietta	11:48.2	26
28	Brooke Sharp	7	Webster Thomas	11:49.7	27
29	Hadley Murray	8	Corning	11:50.8	28
30	Maren Golden	7	Ithaca	11:52.0	29
31	Megan Denis	7	Fairport	11:52.1	30
32	McKenzie Elliot	8	Churchville-Chili	11:53.3	31
33	Grace Jackson	7	Webster Thomas	11:53.7	32
34	AnnaChristie Colon	7	Webster Thomas	11:55.0	33
35	Leila Hu	7	Clarence	11:55.5	34
36	Emma Bakos	8	Ithaca	11:56.1	35
37	Claire Christenson	8	Victor Central	11:57.2	36
38	Eva Dinunzio-Welch	8	Binghamton	12:00.0	
39	Vienna Ritter-Yelle	8	Auburn	12:00.5	

Place	Name	Grade	Team	Time	Points
40	Kira LaVeck	7	Irondequoit	12:01.4	37
41	Lorelei Strong	8	Corning	12:02.7	38
42	Sasha Pavlovich	7	Union Endicott	12:05.0	39
43	Lillian Nielsen	8	Webster Thomas	12:06.4	40
44	Lily Macomber	7	Spencerport	12:06.5	41
45	Baleno Morrison	8	Spencerport	12:07.7	42
46	Elsa Wood	9	Corning	12:08.0	43
47	Sophia Selvaggio	7	Victor Central	12:09.4	44
48	Mariana Borkhuis	8	Irondequoit	12:10.7	45
49	Grace Kosmoski	8	Lancaster	12:15.8	46
50	Jenna Collison	7	Penfield	12:19.1	47
51	Emery McCartney	8	Ithaca	12:20.1	48
52	Taylor Kerber	8	Ithaca	12:20.3	49
53	Paige Dean	8	Hilton	12:23.3	50
54	Margaret Scalzo	7	Hilton	12:23.7	51
55	Josephine Roets	7	Fairport	12:32.3	52
56	Sarah Hellems	8	Webster Schroeder	12:33.9	
57	Olivia Sweet	8	Lancaster	12:33.9	53
58	Kendall Clowe	7	Corning	12:34.3	54
59	Maya Herman	8	Penfield	12:35.1	55
60	Taylor Degnan	7	Elmira	12:40.3	56
61	Annabel Nudds	7	Rush-Henrietta	12:47.2	57
62	Dyllan Augustine	8	Ithaca	12:47.6	
63	Baylie Hildermann	7	Spencerport	12:51.5	58
64	Skylar Dimmick	8	Corning	12:53.6	59
65	Lucia Cerra	7	Ithaca	12:55.5	
66	Megan Collins	8	Spencerport	12:59.2	60
67	Kimberly Keiper	7	Clarence	12:59.9	61
68	Chinonyerem Okoro	7	Corning	13:04.0	62
69	Hailey Whitten	8	Ithaca	13:04.8	
70	Hayden Cassara	8	Victor Central	13:05.7	63
71	Morgan Weber	7	Webster Thomas	13:05.9	64
72	Samantha Lockwood	7	Webster Schroeder	13:09.3	
73	Madelyn Wise	7	Elmira	13:09.3	65
74	Aubrey Benningsohn	7	Churchville-Chili	13:11.2	66
75	Ruka Yamasaki	7	Ithaca	13:11.7	
76	Dantasia Colquit	7	Union Endicott	13:19.2	67
77	Jada Carson	7	Union Endicott	13:20.4	68
78	Sophia Yatteau	7	Penfield	13:20.5	69

# Race 19 - Girls Jr. High #3 (Large schools) - 1.6 Mile

10/2/2021 - 3:28pm

## Individual Results

Place	Name	Grade	Team	Time	Points
79	Chloe Kim	8	Penfield	13:22.8	
80	Lucia Lawrence	7	Lancaster	13:26.6	70
81	Arissa Clark	8	Niagara Falls	13:28.7	
82	Kamoreanna Tanks	8	Union Endicott	13:38.3	71
83	Sadie Shafer	8	Victor Central	13:43.0	
84	Reese Derosa	8	Auburn	13:45.3	
85	Amorah Helms	7	Union Endicott	13:51.2	72
86	Isabella Thompson	8	Webster Thomas	13:54.6	73
87	Alyssa Tobin	7	Hamburg	13:55.0	
88	Danica Smith	7	Victor Central	13:55.6	
89	Julia Lovenheim	7	Ithaca	13:58.2	
90	Kendra O'Donnell	8	Churchville-Chili	13:58.9	74
91	Alyssa Brien	7	Webster Thomas	14:04.2	
92	Anna Carr	8	Webster Thomas	14:06.3	
93	Tess Spencer	8	Victor Central	14:10.5	
94	Bailee Berst	7	Lancaster	14:14.8	75
95	Sarina Carrozziere	8	Webster Thomas	14:14.8	
96	Meadow Witucki	7	Lancaster	14:15.0	76
97	Jessica Eggleton	7	Webster Thomas	14:15.0	
98	Andrea Martinez	7	Ithaca	14:16.4	
99	Lilly Cardona	8	Victor Central	14:19.8	
100	Grace Favalo	7	Rush-Henrietta	14:21.0	77
101	Nandini Ram	7	Clarence	14:24.0	78
102	Avery Baldwin	7	Rush-Henrietta	14:25.9	79
103	Amelia Zambito	8	Clarence	14:25.9	80
104	Vivian Dang	8	Greece Olympia	14:28.0	81
105	Alexandria Onofreychuk	8	Hilton	14:28.1	82
106	Erin Batzel	7	Rush-Henrietta	14:39.1	83
107	Emerson Gee	7	Fairport	14:43.6	84
108	Abigail Conner	7	Rush-Henrietta	14:47.2	
109	Queness Jones	8	Union Endicott	14:50.5	85
110	Jessica Thomas	7	Corning	14:57.9	86
111	Ada Goldweber	7	Ithaca	15:06.0	
112	Julia Klem	7	Webster Thomas	15:08.0	
113	Kaylee Schmiedlin	8	Irondequoit	15:11.2	87
114	Bella Tanner	8	Union Endicott	15:15.5	88
115	Mia Dougherty	7	Hilton	15:16.0	89
116	Shaniah Pfeffer	8	Irondequoit	15:18.1	90

Place	Name	Grade	Team	Time	Points
117	Regan Slocum	8	Corning	15:21.8	
118	Reese Kupinski	7	Fairport	15:22.0	91
119	Alexis Gavin	7	Hamburg	15:24.6	
120	Grace Szumigala	7	Churchville-Chili	15:27.5	92
121	Analie Copelin	7	Niagara Falls	15:27.6	
122	Jayla Carson	8	Union Endicott	15:29.6	
123	Teide Hill	7	Webster Thomas	15:31.9	
124	Sloane Miller	8	Churchville-Chili	15:32.6	93
125	Sienna Gropp	7	Spencerport	15:35.7	94
126	Gabriella Serapilio	7	Rush-Henrietta	15:37.0	
127	Mia Curtis	8	Penfield	15:38.0	
128	Emmaline Glass	7	Spencerport	15:40.5	95
129	Sabren Almaliti	7	Churchville-Chili	15:46.5	
130	Maddie Genovese	7	Penfield	15:55.0	
131	Callie Murray	7	Corning	15:55.6	
132	Ashley Powell	7	Penfield	15:56.9	
133	Niyanna Bruce	7	Gates Chili	15:57.7	
134	Sabrina Phelix	7	Fairport	15:59.0	96
135	Kira Peacock	8	Gates Chili	16:05.6	
136	Julia Murrer	8	Hilton	16:07.7	97
137	Lilly Keen	7	Irondequoit	16:08.9	98
138	Melina Torres	8	Greece Olympia	16:09.1	99
139	Jenna Arsenault	7	Gates Chili	16:10.9	
140	Mariah Elliot	8	Gates Chili	16:11.9	
141	Adeline Ward	7	Churchville-Chili	16:16.1	
142	Tessa Taccetta	7	Webster Thomas	16:25.5	
143	Raemi Vrabel	7	Elmira	16:29.0	100
144	Julia Arroyo	7	Clarence	16:30.0	101
145	Sophia Pannoizzo	7	Lancaster	16:31.9	102
146	Maren Freece	8	Churchville-Chili	16:39.3	
147	Edyn Clune	7	Elmira	16:41.9	103
148	Kait Letters	7	Churchville-Chili	17:02.6	
149	Alina Gritsak	7	Rush-Henrietta	17:07.9	
150	Simra Hamad	8	Rush-Henrietta	17:07.9	
151	Nanchy Chellppah	7	Rush-Henrietta	17:09.2	
152	Kiera Wills	7	Webster Schroeder	17:16.9	
153	Ava Gardiner	8	Fairport	17:17.9	
154	Kate Watkins	8	Clarence	17:18.4	
155	Haley Fairley	8	Fairport	17:23.4	

# Race 19 - Girls Jr. High #3 (Large schools) - 1.6 Mile

10/2/2021 - 3:28pm

## Individual Results

Place	Name	Grade	Team	Time	Points
156	Olivia Lilly	7	Corning	17:29.1	
157	Piper Martin	7	Corning	17:31.5	
158	Evelyn King	7	Spencerport	17:33.7	104
159	Mina Hogenes	7	Fairport	17:34.6	
160	Alexis Fairley	7	Fairport	17:34.9	
161	Neva Barry	8	Ithaca	17:36.6	
162	Jaylynn Poindexter	7	Greece Olympia	17:36.9	105
163	Zofia Fronczek	7	Union Endicott	17:47.8	
164	Abigail Christopher	8	Greece Olympia	17:52.6	106
165	Caroline Washburn	7	Lancaster	17:56.0	
166	Amelia Weigle-Garove	8	Elmira	18:02.7	107
167	Laila DeLeon	8	Greece Olympia	18:16.6	108
168	Sohpia Caputo	7	Greece Olympia	18:23.5	109
169	Claire Maginnis	7	Hamburg	18:28.5	
170	Aaliyah Gibson	7	Churchville-Chili	18:32.6	
171	Jasmine Wagner	8	Corning	18:42.5	
172	Emma Wagner	7	Fairport	18:44.0	
173	Teagan Matzan	8	Hilton	18:46.3	
174	Claire Cerio	7	Hilton	18:46.6	
175	Parris Rufus	7	Spencerport	18:49.7	
176	Zoe Gentzke	7	Penfield	19:13.6	
177	Kate Brunswick	8	Webster Schroeder	19:20.1	
178	Lydia Bauch	8	Churchville-Chili	19:43.8	
179	Jalise Barksdale	7	Churchville-Chili	19:44.6	
180	Grace Cornell	7	Ithaca	19:51.1	
181	Maddilyn Gardner	9	Union Endicott	19:52.7	
182	Julianna Adams	7	Corning	19:58.1	
183	Laura Beaman	7	Spencerport	20:36.0	
184	Emma Mickley	7	Elmira	21:23.2	110
185	Kennadi Suro	7	Hilton	21:50.1	
186	Tilda Holmgren	7	Ithaca	21:58.2	