















McQuaid Invitational

Rochester

Race 10 - Boys J.V. for Medium schools - 3 Mile

10/2/2021 - 12:06pm





Team Results

| Place | Team | Score | Team Time | Runner Avg | Avg Mile | 5 Man Gap | Finish Order | Scoring Order |
|-------|---|-------|-----------|------------|----------|-----------|----------------------------|---------------------------|
| 1 |  Xavier-NYC | 23 | 1:28:28 | 17:42 | 5:54 | 1:11 | 1-3-5-6-8-10-13 | 1-3-5-6-8-10-13 |
| 2 |  Burnt Hills-Ballston Lake | 47 | 1:30:33 | 18:07 | 6:03 | 1:22 | 2-4-9-14-18-25-30 | 2-4-9-14-18-24-27 |
| 3 | Jamesville-Dewitt | 125 | 1:34:49 | 18:58 | 6:20 | 0:57 | 12-23-28-35-38-39-48 | 12-22-26-32-33-34-42 |
| 4 | Pittsford Mendon | 133 | 1:35:08 | 19:02 | 6:21 | 0:31 | 20-24-32-33-34-46-47 | 20-23-29-30-31-40-41 |
| 5 |  East Aurora | 141 | 1:36:02 | 19:13 | 6:25 | 2:23 | 7-11-16-60-74-89-110 | 7-11-16-49-58-69-84 |
| 6 |  Fordham Prep | 160 | 1:36:27 | 19:18 | 6:26 | 1:07 | 19-27-41-44-50-52-53 | 19-25-35-38-43-44-45 |
| 7 |  Batavia | 213 | 1:39:14 | 19:51 | 6:37 | 1:58 | 17-43-57-63-78-139-186 | 17-37-47-51-61-104-129 |
| 8 |  Cathedral Prep | 228 | 1:39:25 | 19:53 | 6:38 | 3:06 | 15-21-45-83-117 | 15-21-39-65-88 |
| 9 | Brighton | 253 | 1:40:41 | 20:09 | 6:43 | 2:01 | 31-42-65-82-92-94-99 | 28-36-53-64-72-73-77 |
| 10 |  Newark | 303 | 1:43:04 | 20:37 | 6:53 | 0:43 | 59-75-80-85-86-112-128 | 48-59-63-66-67-85-94 |
| 11 |  Greece Arcadia | 369 | 1:46:06 | 21:14 | 7:05 | 2:38 | 56-67-88-118-149-153 | 46-54-68-89-112-114 |
| 12 | Oil City-PA | 374 | 1:46:12 | 21:15 | 7:05 | 1:50 | 64-76-104-109-134 | 52-60-80-83-99 |
| 13 | Honeoye Falls-Lima | 407 | 1:47:26 | 21:30 | 7:10 | 1:46 | 69-91-115-124-137-140-143 | 55-71-87-92-102-105-107 |
| 14 |  Canandaigua | 414 | 1:49:05 | 21:49 | 7:17 | 3:23 | 62-70-96-156-160-171-187 | 50-56-74-116-118-125-130 |
| 15 | Greece Athena | 434 | 1:48:52 | 21:47 | 7:16 | 0:50 | 97-101-121-127-133-135-136 | 75-78-90-93-98-100-101 |
| 16 |  General McLane | 447 | 1:49:57 | 22:00 | 7:20 | 3:32 | 71-79-131-147-166-181 | 57-62-96-110-122-127 |
| 17 | St. Joes | 461 | 1:50:54 | 22:11 | 7:24 | 2:54 | 98-103-113-132-169 | 76-79-86-97-123 |
| 18 |  Geneva | 482 | 1:50:35 | 22:07 | 7:23 | 1:03 | 106-122-129-142-146 | 81-91-95-106-109 |
| 19 |  Amherst | 504 | 1:52:56 | 22:36 | 7:32 | 2:43 | 90-107-148-163-164-170-188 | 70-82-111-120-121-124-131 |
| 20 |  Athens Area | 590 | 2:01:52 | 24:23 | 8:08 | 5:57 | 138-145-159-184-206 | 103-108-117-128-134 |
| 21 |  Iroquois | 605 | 2:01:29 | 24:18 | 8:06 | 3:30 | 152-155-162-172-198-200 | 113-115-119-126-132-133 |

Race 10 - Boys J.V. for Medium schools - 3 Mile

10/2/2021 - 12:06pm

Team Results

| Place | Team | Score | Team Time | Runner Avg | Avg Mile | 5 Man Gap | Finish Order | Scoring Order |
|-------|--|-------|-----------|------------|----------|-----------|-----------------|---------------|
| DNP |  Starpoint | | 1:27:59 | 22:00 | 7:20 | | 84-102-108-168 | 4 Runners |
| DNP | Eastridge | | 1:30:34 | 22:39 | 7:33 | | 72-93-167-178 | 4 Runners |
| DNP |  Chittenango | | 1:42:49 | 25:43 | 8:35 | | 141-177-189-212 | 4 Runners |
| DNP | Walsh Jesuit | | 1:07:54 | 22:38 | 7:33 | | 51-119-195 | 3 Runners |
| DNP |  Kenmore East | | 1:09:48 | 23:16 | 7:46 | | 95-125-197 | 3 Runners |
| DNP | Williamsville East | | 1:10:28 | 23:30 | 7:50 | | 105-151-193 | 3 Runners |
| DNP |  Wayland-Cohocton | | 1:19:55 | 26:39 | 8:53 | | 175-203-204 | 3 Runners |
| DNP | Johnson City-NY | | 25:39 | 25:39 | 8:33 | | 190 | 1 Runner |
| DNP | Notre Dame-Easton-PA | | 30:11 | 30:11 | 10:04 | | 211 | 1 Runner |
| DNP | Olean | | 31:25 | 31:25 | 10:29 | | 213 | 1 Runner |

Race 10 - Boys J.V. for Medium schools - 3 Mile

10/2/2021 - 12:06pm

Individual Results

| Place | Name | Grade | Team | Time | Points |
|-------|---------------------|-------|---------------------------|---------|--------|
| 1 | Aaron Gill | 9 | Xavier-NYC | 17:07.5 | 1 |
| 2 | Ben Smith | 10 | Burnt Hills-Ballston Lake | 17:20.6 | 2 |
| 3 | D'Angelo Brown | 9 | Xavier-NYC | 17:24.3 | 3 |
| 4 | Cayden Robleno | 10 | Burnt Hills-Ballston Lake | 17:33.4 | 4 |
| 5 | Gus Hennegan | 11 | Xavier-NYC | 17:43.1 | 5 |
| 6 | Aurelien Caille | 11 | Xavier-NYC | 17:54.2 | 6 |
| 7 | Ryan DeFries | 9 | East Aurora | 18:11.3 | 7 |
| 8 | Anthony Malshyti | 12 | Xavier-NYC | 18:18.4 | 8 |
| 9 | Jack McDaniel | 12 | Burnt Hills-Ballston Lake | 18:18.6 | 9 |
| 10 | Leo Carolan | 12 | Xavier-NYC | 18:22.7 | 10 |
| 11 | Shane Fraser | 9 | East Aurora | 18:23.2 | 11 |
| 12 | Hudson Groat | 10 | Jamesville-Dewitt | 18:24.4 | 12 |
| 13 | James Sutterlin | 11 | Xavier-NYC | 18:28.3 | 13 |
| 14 | Brody Dugan | 10 | Burnt Hills-Ballston Lake | 18:38.0 | 14 |
| 15 | Nick Kupniewski | 9 | Cathedral Prep | 18:39.9 | 15 |
| 16 | Damian Wiedeman | 10 | East Aurora | 18:40.9 | 16 |
| 17 | Orion Lama | 10 | Batavia | 18:41.1 | 17 |
| 18 | Nolan McFarland | 10 | Burnt Hills-Ballston Lake | 18:41.7 | 18 |
| 19 | Max Handler | 12 | Fordham Prep | 18:43.3 | 19 |
| 20 | Noah Lerner-Morelle | 11 | Pittsford Mendon | 18:43.4 | 20 |
| 21 | James Burkett | 9 | Cathedral Prep | 18:45.0 | 21 |
| 22 | Luke Figueroa | 12 | Xavier-NYC | 18:45.8 | |
| 23 | Carson Corona | 10 | Jamesville-Dewitt | 18:47.1 | 22 |
| 24 | Ethan Stauffer | 9 | Pittsford Mendon | 18:49.8 | 23 |
| 25 | Gavin Wall | 11 | Burnt Hills-Ballston Lake | 18:55.8 | 24 |
| 26 | Chase Nicolas | 12 | Xavier-NYC | 18:56.1 | |
| 27 | Hudson Pifer | 11 | Fordham Prep | 18:59.7 | 25 |
| 28 | Aiden Usher | 12 | Jamesville-Dewitt | 19:01.4 | 26 |
| 29 | Filippo Carruzzo | 12 | Xavier-NYC | 19:02.2 | |
| 30 | Brayden Cyr | 10 | Burnt Hills-Ballston Lake | 19:04.7 | 27 |
| 31 | Jacob Attanasio | 12 | Brighton | 19:06.7 | 28 |
| 32 | Michael Gallant | 12 | Pittsford Mendon | 19:07.5 | 29 |
| 33 | Cameron Barbulean | 9 | Pittsford Mendon | 19:12.5 | 30 |
| 34 | Greg Demos | 10 | Pittsford Mendon | 19:14.2 | 31 |

| Place | Name | Grade | Team | Time | Points |
|-------|------------------|-------|---------------------------|---------|--------|
| 35 | Isaiah Steinberg | 11 | Jamesville-Dewitt | 19:15.4 | 32 |
| 36 | Eamon Woodruff | 10 | Xavier-NYC | 19:18.8 | |
| 37 | Leo Cymbalsky | 11 | Xavier-NYC | 19:20.2 | |
| 38 | Chris Jenemann | 9 | Jamesville-Dewitt | 19:20.5 | 33 |
| 39 | Ryan Carter | 9 | Jamesville-Dewitt | 19:20.8 | 34 |
| 40 | Peter Belmonte | 12 | Xavier-NYC | 19:21.2 | |
| 41 | Jack O'Reilly | 12 | Fordham Prep | 19:22.4 | 35 |
| 42 | Leo Solomon | 12 | Brighton | 19:23.2 | 36 |
| 43 | Michael Marchese | 11 | Batavia | 19:28.0 | 37 |
| 44 | J. Brian Bates | 11 | Fordham Prep | 19:31.2 | 38 |
| 45 | Grant McCarthy | 11 | Cathedral Prep | 19:32.4 | 39 |
| 46 | Sean Taylor | 9 | Pittsford Mendon | 19:40.6 | 40 |
| 47 | Harish Panpaliya | 12 | Pittsford Mendon | 19:42.7 | 41 |
| 48 | Chris Donaghue | 11 | Jamesville-Dewitt | 19:47.0 | 42 |
| 49 | Tim Gannon | 11 | Xavier-NYC | 19:48.9 | |
| 50 | Luca Voli | 11 | Fordham Prep | 19:49.7 | 43 |
| 51 | Ethan Rey | 11 | Walsh Jesuit | 19:49.7 | |
| 52 | Jack Gallagher | 11 | Fordham Prep | 19:53.7 | 44 |
| 53 | William Marx | 11 | Fordham Prep | 19:55.8 | 45 |
| 54 | Ben Taylor | 10 | Burnt Hills-Ballston Lake | 20:07.8 | |
| 55 | Mark LoMaglio | 12 | Pittsford Mendon | 20:08.1 | |
| 56 | Aaron Ford | 12 | Greece Arcadia | 20:08.8 | 46 |
| 57 | Kahler Evans | 9 | Batavia | 20:10.2 | 47 |
| 58 | Paul Fisch | 9 | Jamesville-Dewitt | 20:10.5 | |
| 59 | Reed Haltiner | 9 | Newark | 20:11.1 | 48 |
| 60 | Gus Hoak | 9 | East Aurora | 20:12.7 | 49 |
| 61 | Seamus O'Brien | 11 | Fordham Prep | 20:12.9 | |
| 62 | Tyler Friel | 9 | Canandaigua | 20:15.6 | 50 |
| 63 | Aedan Gabbey | 9 | Batavia | 20:15.8 | 51 |
| 64 | Christian Speece | 10 | Oil City-PA | 20:19.5 | 52 |
| 65 | Ben Kazel | 11 | Brighton | 20:21.3 | 53 |
| 66 | Ishan Dixit | 11 | Pittsford Mendon | 20:21.6 | |
| 67 | Connor Swartz | 11 | Greece Arcadia | 20:22.2 | 54 |
| 68 | Isaac Bennett | 12 | Jamesville-Dewitt | 20:24.0 | |
| 69 | Will Geary | 9 | Honeoye Falls-Lima | 20:26.5 | 55 |
| 70 | Lucas Hyer | 10 | Canandaigua | 20:27.2 | 56 |
| 71 | Peter Alberti | 10 | General McLane | 20:28.0 | 57 |
| 72 | Tyler Huynh | 12 | Eastridge | 20:29.4 | |

Race 10 - Boys J.V. for Medium schools - 3 Mile

10/2/2021 - 12:06pm

Individual Results

| Place | Name | Grade | Team | Time | Points |
|-------|------------------|-------|--------------------|---------|--------|
| 73 | Paul Pippin | 9 | Pittsford Mendon | 20:31.3 | |
| 74 | Thomas Merletti | 11 | East Aurora | 20:33.5 | 58 |
| 75 | Max Youngman | 11 | Newark | 20:33.8 | 59 |
| 76 | Connor Rezkowski | 9 | Oil City-PA | 20:35.3 | 60 |
| 77 | CJ Alaimo | 11 | Fordham Prep | 20:37.7 | |
| 78 | Josh Barone | 9 | Batavia | 20:38.2 | 61 |
| 79 | Brendan O'Connor | 9 | General McLane | 20:40.1 | 62 |
| 80 | Ethan Coleman | 10 | Newark | 20:41.0 | 63 |
| 81 | Daniel Corcoran | 10 | Xavier-NYC | 20:41.0 | |
| 82 | Sebastian Zebrak | 11 | Brighton | 20:42.5 | 64 |
| 83 | Rob Socash | 9 | Cathedral Prep | 20:42.5 | 65 |
| 84 | Justin Brown | 9 | Starpoint | 20:43.2 | |
| 85 | Donald Tonkinson | 12 | Newark | 20:44.5 | 66 |
| 86 | Lucas George | 9 | Newark | 20:53.2 | 67 |
| 87 | Cameron Corona | 9 | Jamesville-Dewitt | 21:00.2 | |
| 88 | John Sanders | 12 | Greece Arcadia | 21:00.4 | 68 |
| 89 | Mason Cole | 9 | East Aurora | 21:04.5 | 69 |
| 90 | Carter Walser | 9 | Amherst | 21:04.6 | 70 |
| 91 | Daniel Vullo | 11 | Honeoye Falls-Lima | 21:05.0 | 71 |
| 92 | Quentin Parks | 11 | Brighton | 21:07.2 | 72 |
| 93 | Enrique Irrizary | 12 | Eastridge | 21:10.3 | |
| 94 | Andrew Roberts | 9 | Brighton | 21:10.4 | 73 |
| 95 | Augie Giordano | 9 | Kenmore East | 21:15.4 | |
| 96 | Griffin Miller | 10 | Canandaigua | 21:17.4 | 74 |
| 97 | Stephen Kent | 11 | Greece Athena | 21:19.5 | 75 |
| 98 | Brennan Frazier | 9 | St. Joes | 21:20.5 | 76 |
| 99 | Aidan Lorenz | 9 | Brighton | 21:21.6 | 77 |
| 100 | William Richards | 12 | Xavier-NYC | 21:22.4 | |
| 101 | Nathan Hickey | 11 | Greece Athena | 21:23.5 | 78 |
| 102 | Alex Rudnick | 12 | Starpoint | 21:27.5 | |
| 103 | Patrick Frazier | 9 | St. Joes | 21:31.5 | 79 |
| 104 | Clae Thompson | 9 | Oil City-PA | 21:32.0 | 80 |
| 105 | Anthony Kramer | 9 | Williamsville East | 21:33.5 | |
| 106 | Donovan Roney | 12 | Geneva | 21:33.8 | 81 |
| 107 | Cole Murphy | 9 | Amherst | 21:34.2 | 82 |
| 108 | Ethan Full | 9 | Starpoint | 21:34.5 | |
| 109 | Ethan Plowman | 10 | Oil City-PA | 21:35.8 | 83 |
| 110 | Dominic Seneff | 9 | East Aurora | 21:36.3 | 84 |
| 111 | William Downing | 11 | Pittsford Mendon | 21:36.9 | |

| Place | Name | Grade | Team | Time | Points |
|-------|---------------------------|-------|---------------------------|---------|--------|
| 112 | Michael Oberdorf | 12 | Newark | 21:37.0 | 85 |
| 113 | Nate Waldron | 9 | St. Joes | 21:38.7 | 86 |
| 114 | Bobby Caifano | 12 | Pittsford Mendon | 21:39.9 | |
| 115 | Knox Ackerman | 12 | Honeoye Falls-Lima | 21:43.4 | 87 |
| 116 | Kyle Brown | 12 | Burnt Hills-Ballston Lake | 21:43.9 | |
| 117 | Andrew von Sternberg | 9 | Cathedral Prep | 21:45.0 | 88 |
| 118 | Kyle Havens | 11 | Greece Arcadia | 21:47.7 | 89 |
| 119 | Cameron Kelly | 11 | Walsh Jesuit | 21:55.8 | |
| 120 | William Cooney | 12 | Xavier-NYC | 21:56.5 | |
| 121 | Paul Fuellenbach | 11 | Greece Athena | 21:57.0 | 90 |
| 122 | Andrew Pilet | 12 | Geneva | 21:57.7 | 91 |
| 123 | Jake Palmiere | 12 | Pittsford Mendon | 21:58.2 | |
| 124 | Avery McLaughlin | 12 | Honeoye Falls-Lima | 21:58.8 | 92 |
| 125 | Evan Chapman | 10 | Kenmore East | 22:00.6 | |
| 126 | Mikias Wondwosen | 12 | Fordham Prep | 22:00.8 | |
| 127 | Ryan Miner | 12 | Greece Athena | 22:02.3 | 93 |
| 128 | Ethan Tonkinson | 10 | Newark | 22:03.2 | 94 |
| 129 | Benjamin Christensen-Cook | 11 | Geneva | 22:04.1 | 95 |
| 130 | Elliott Nemecc | 12 | Burnt Hills-Ballston Lake | 22:05.5 | |
| 131 | Kyle Malec | 9 | General McLane | 22:05.8 | 96 |
| 132 | Henry Walsh | 11 | St. Joes | 22:08.4 | 97 |
| 133 | Bailey Brown | 12 | Greece Athena | 22:08.8 | 98 |
| 134 | Jacob Wenner | 10 | Oil City-PA | 22:09.4 | 99 |
| 135 | Austin Manengu | 9 | Greece Athena | 22:10.6 | 100 |
| 136 | Aidan Laber | 9 | Greece Athena | 22:11.8 | 101 |
| 137 | Joseph Webster | 10 | Honeoye Falls-Lima | 22:12.1 | 102 |
| 138 | Aiden Oldroyd | 9 | Athens Area | 22:12.9 | 103 |
| 139 | Dominic Chirayath | 9 | Batavia | 22:16.1 | 104 |
| 140 | henry Shields | 12 | Honeoye Falls-Lima | 22:20.6 | 105 |
| 141 | Logan Rogers | 9 | Chittenango | 22:22.2 | |
| 142 | Jared Kelley | 9 | Geneva | 22:23.0 | 106 |
| 143 | Griffin Englert | 11 | Honeoye Falls-Lima | 22:24.7 | 107 |
| 144 | Ethan Perrone | 12 | Newark | 22:27.2 | |
| 145 | Brendan Jones | 12 | Athens Area | 22:32.4 | 108 |
| 146 | Nicholas Caster | 12 | Geneva | 22:35.9 | 109 |
| 147 | Lane Marquis | 9 | General McLane | 22:43.0 | 110 |

Race 10 - Boys J.V. for Medium schools - 3 Mile

10/2/2021 - 12:06pm

Individual Results

| Place | Name | Grade | Team | Time | Points |
|-------|-----------------------|-------|--------------------|---------|--------|
| 148 | Jack Powers | 9 | Amherst | 22:44.3 | 111 |
| 149 | Noah Dueker | 11 | Greece Arcadia | 22:46.6 | 112 |
| 150 | Bailey Burdett | 11 | Honeoye Falls-Lima | 22:53.0 | |
| 151 | Brendan Terrill | 11 | Williamsville East | 23:03.7 | |
| 152 | Konstantino Ntakoulas | 12 | Iroquois | 23:08.5 | 113 |
| 153 | Kory Dutton | 12 | Greece Arcadia | 23:13.2 | 114 |
| 154 | Denzel Herrera | 12 | Fordham Prep | 23:20.4 | |
| 155 | Matt Fredricks | 10 | Iroquois | 23:26.3 | 115 |
| 156 | Ian Duncan | 9 | Canandaigua | 23:26.3 | 116 |
| 157 | Gavin Kelley | 10 | Newark | 23:31.1 | |
| 158 | Jacob Rodriguez | 9 | Honeoye Falls-Lima | 23:34.3 | |
| 159 | Pierce Oldroyd | 9 | Athens Area | 23:37.6 | 117 |
| 160 | Wesley Flynn | 9 | Canandaigua | 23:38.2 | 118 |
| 161 | Adam Card | 12 | Newark | 23:39.7 | |
| 162 | Cole Silliman | 10 | Iroquois | 23:45.6 | 119 |
| 163 | Alex Juergens | 10 | Amherst | 23:45.9 | 120 |
| 164 | Andre Fuentes | 12 | Amherst | 23:46.9 | 121 |
| 165 | Andrew LaMonica | 11 | Honeoye Falls-Lima | 23:50.9 | |
| 166 | J. C. Williams | 11 | General McLane | 23:59.6 | 122 |
| 167 | Eric Collins | 12 | Eastridge | 24:10.7 | |
| 168 | Joshua Szymanski | 10 | Starpoint | 24:13.6 | |
| 169 | Jonathan Samol | 9 | St. Joes | 24:14.1 | 123 |
| 170 | Jacob Kaiser | 12 | Amherst | 24:24.3 | 124 |
| 171 | Donovan Acevedo | 10 | Canandaigua | 24:28.6 | 125 |
| 172 | Nathan White | 12 | Iroquois | 24:30.3 | 126 |
| 173 | Simon Smith | 9 | Brighton | 24:31.1 | |
| 174 | Ian Murphy | 10 | Newark | 24:32.2 | |
| 175 | Jesse Smith | 10 | Wayland-Cohocton | 24:37.0 | |
| 176 | Samuel Gaylord | 12 | Honeoye Falls-Lima | 24:38.5 | |
| 177 | Jacob Neupert | 9 | Chittenango | 24:39.5 | |
| 178 | Gavin Fizer | 9 | Eastridge | 24:43.3 | |
| 179 | Bo'jak Cooper | 9 | Honeoye Falls-Lima | 24:48.0 | |
| 180 | hadi Baig | 9 | Honeoye Falls-Lima | 24:48.6 | |
| 181 | Ben Kernick | 10 | General McLane | 24:49.8 | 127 |
| 182 | Sam Cohen | 9 | Brighton | 24:52.3 | |
| 183 | Ahmed Shah | 12 | Pittsford Mendon | 24:53.0 | |
| 184 | Ryan Gorman | 9 | Athens Area | 25:19.3 | 128 |
| 185 | Elijah Webster | 11 | Honeoye Falls-Lima | 25:20.3 | |

| Place | Name | Grade | Team | Time | Points |
|-------|---------------------|-------|----------------------|---------|--------|
| 186 | Nick Martinucci | 10 | Batavia | 25:26.2 | 129 |
| 187 | Matt Keefe | 10 | Canandaigua | 25:27.9 | 130 |
| 188 | Jack Martin | 9 | Amherst | 25:28.4 | 131 |
| 189 | Braeten Morris | 9 | Chittenango | 25:31.9 | |
| 190 | Mohammad Ahamadov | 9 | Johnson City-NY | 25:38.9 | |
| 191 | Mike Fleshler | 11 | Amherst | 25:40.6 | |
| 192 | Johnny Chen | 9 | Amherst | 25:50.2 | |
| 193 | Aidan Terrill | 11 | Williamsville East | 25:50.6 | |
| 194 | Vyom Sharma | 9 | Brighton | 25:57.5 | |
| 195 | Angelo Ciccolini | 12 | Walsh Jesuit | 26:08.2 | |
| 196 | Jackson Cafarella | 9 | Greece Athena | 26:19.9 | |
| 197 | Frankie Giordano | 11 | Kenmore East | 26:31.2 | |
| 198 | Issac Geiser | 10 | Iroquois | 26:37.8 | 132 |
| 199 | Itai Weinstein | 9 | Brighton | 26:47.1 | |
| 200 | Noah Bergler | 10 | Iroquois | 26:51.6 | 133 |
| 201 | Carter Halpin | 12 | Pittsford Mendon | 27:00.5 | |
| 202 | Rowyn Heagney | 10 | Canandaigua | 27:36.2 | |
| 203 | Eli Vosburg | 10 | Wayland-Cohocton | 27:36.8 | |
| 204 | Hunter-James Tucker | 9 | Wayland-Cohocton | 27:41.0 | |
| 205 | Theo Scherer | 11 | Amherst | 28:05.1 | |
| 206 | Lohith Kinthala | 9 | Athens Area | 28:09.1 | 134 |
| 207 | Deaglan Carney | 10 | East Aurora | 28:35.8 | |
| 208 | Carter Reed | 9 | Honeoye Falls-Lima | 28:46.2 | |
| 209 | Ben Frongetta | 12 | Batavia | 29:04.1 | |
| 210 | Galen Henderson | 10 | Honeoye Falls-Lima | 29:31.2 | |
| 211 | Steven Schroeder | 11 | Notre Dame-Easton-PA | 30:10.5 | |
| 212 | Keagan Terry | 11 | Chittenango | 30:15.1 | |
| 213 | Jackson Gonzalez | 9 | Olean | 31:25.0 | |